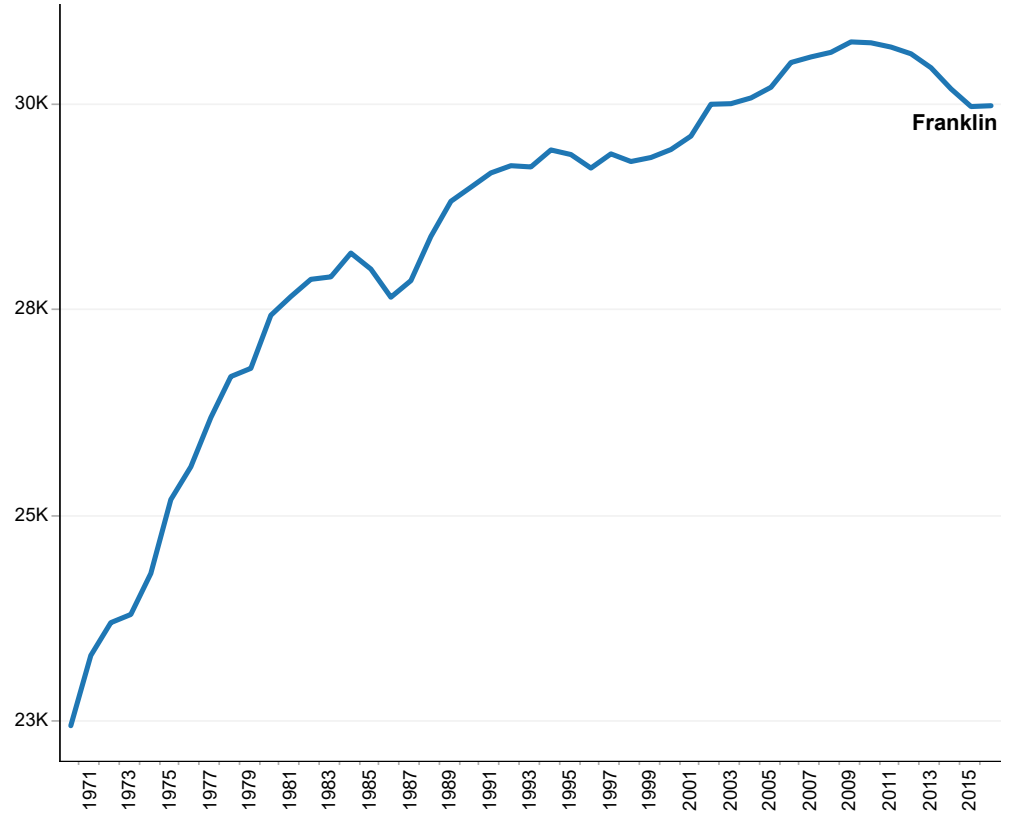
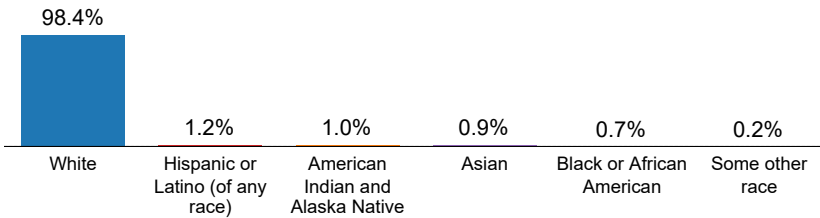


Population

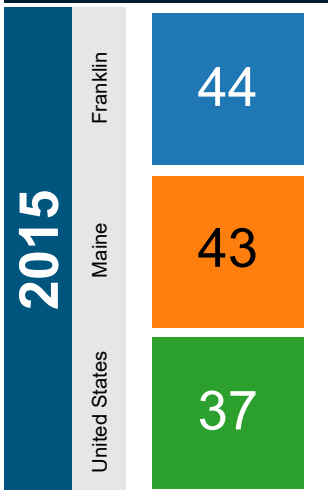
Year	Franklin	Maine	United States
2016	30,001	1,331,479	323,127,513
2015	29,991	1,329,328	321,418,820
2014	30,206	1,330,256	318,907,401
2013	30,464	1,328,778	316,427,395
2012	30,634	1,328,888	314,102,623
2011	30,716	1,328,257	311,718,857
2010	30,768	1,328,361	308,745,538
2009	30,779	1,329,590	306,771,529
2008	30,652	1,330,509	304,093,966
2007	30,596	1,327,040	301,231,207
2006	30,528	1,323,619	298,379,912
2005	30,226	1,318,787	295,516,599
2004	30,096	1,313,688	292,805,298



Population by Race, 2015



Median Age (years)



Population by Age and Sex



Age Group	Franklin		Maine		United States	
	Population	Percent	Population	Percent	Population	Percent
Total population	30,402		1,329,100		316,515,021	
Male	14,937	49.1%	650,081	48.9%	155,734,280	49.2%
18 years and over	11,956	48.3%	515,621	48.3%	118,079,504	48.6%
65 years and over	2,738	47.9%	105,137	44.9%	19,539,678	43.8%
Female	15,465	50.9%	679,019	51.1%	160,780,741	50.8%
18 years and over	12,783	51.7%	551,226	51.7%	124,751,692	51.4%
65 years and over	2,980	52.1%	128,971	55.1%	25,075,799	56.2%
Under 20 years	6,771	22.3%	297,075	22.4%	82,448,267	26.0%
20 to 64 years	17,913	58.9%	797,917	60.0%	189,451,277	59.9%
65 years and over	11,436	18.8%	468,216	17.6%	89,230,954	14.1%
85 years and over	821	2.7%	30,333	2.3%	5,938,752	1.9%
Median age (years)	44		43		37	

Source: United States Bureau of the Census, American Community Survey 5-year Estimates