

TOWN OF BOLTON, CONNECTICUT
ADOPTED BUDGET FOR FISCAL YEAR ENDING

June 30, 2023

Adopted by the Board of Finance
At a regular meeting on June 22, 2022
Emily Bradley, Chairman

Total – Capital Improvements.....	\$ 464,290.00
Total – Debt Service.....	\$ 1,365,851.00
Total – Contingency Fund.....	\$ 25,000.00
Total – Town Proper.....	\$ 6,432,791.00
Total – Board of Education.....	\$ 15,158,666.00

TOTAL EXPENDITURES.....\$23,446,598.00

Adopted at Referendum on July 12, 2022

**TOWN OF BOLTON
MIL RATE CALCULATION
FISCAL YEAR 2023**

EXPENDITURES:

Capital Improvements	\$ 464,290
Debt Service	\$ 1,365,851
Contingency Fund	\$ 25,000
Town Proper	\$ 6,432,791
Board of Education	<u>\$ 15,158,666</u>
	\$ 23,446,598

GRAND LIST:

Real Estate/Personal Property	\$407,895,498
Motor Vehicle	\$ 54,635,250
Net Taxable Grand List	<u>\$462,530,748</u>

NON-PROPERTY TAX REVENUES:

Estimated State Revenues	\$ 3,116,196
Estimated Town Revenues (Inclusive \$1,514,073 fund balance cash available) Adjust for Temporary Loan	\$ 2,213,994
	<u>\$ 250,000</u>
	\$ 5,580,190

AMOUNT TO BE RAISED BY TAXES:

Current Tax Effort for FY2023	\$ 17,866,408
Motor Vehicle Tax	\$ (1,737,991)
Supplemental Motor Vehicle Tax	<u>\$ (175,000)</u>
Property Tax Effort for FY2023	\$ 15,953,417
Abatement (Local Option – Elderly & Disabled)	\$ 34,000
2% Reserve	<u>\$ 326,273</u>
Adjusted Amount to be Raised by Taxes:	\$ 16,313,690

Real Estate/Property/Motor Vehicle Tax FY2022 Mil Rate:

Motor Vehicle Tax FY2023	39.43
(State Motor Vehicle Cap/Adopted)	32.46
<u>Real Estate/Property FY2023 Mil Rate: (Adopted)</u>	39.99

Real Estate/Property Tax Mil Rate Tax increase: (Adopted)

<u>Real Estate/Property Tax Mil Rate Percentage increase: (Adopted)</u>	.56
	1.42 %

A Message from the Board of Finance

During this past fiscal year, we have started to see things return to a New Normal. Town offices and the library welcomed patrons back into the buildings. Mask mandates were lifted from our town buildings and schools. However, we are still experiencing issues related to the pandemic. Costs of goods and services continue to rise. Fuel costs are still higher than they were prior to the start of the pandemic.

The budget being proposed was carefully built, looking at every aspect of spending to determine what is truly needed to support our town, its residents, and our children coming out of the pandemic. It is a balance of maintaining the level of services and quality of education with the increased costs of goods, fuel, and insurance. Both the town and the board of education do zero based budgeting. This means that they start with nothing and then ask specifically what is needed to do a function or support a service. The increases requested by the Board of Selectmen and the Board of Education are modest and driven significantly by contracted wages and services, benefits, and cost of goods. As we all see, purchasing anything is more expensive, including fuel and diesel, so these increases are reflected in the budgets. Health insurance was budgeted with an 8% increase. More recently we have been told that the increase will be closer to 10.5%. Neither the Town nor Education budget was increased to cover the increased insurance expenses, estimated to be about \$57,000. On the income side, the state has implemented a cap on the Motor Vehicle mil rate (32.46), which is lower than our proposed mil rate. While the state will reimburse us for a portion of this difference, it still leaves us \$99,557 short.

To offset this increase in expenditures and reduction in revenues from the state, the Board of Finance has proposed a budget of \$23,446,598. With the previous failed referendums, the BOF has made additional reductions to both the Town and Education budgets totaling \$212,000. The mil rate to support this budget for Real Estate and Personal Property is 39.99, which is a 0.56 or 1.42% increase in mil rate over last year (39.43). For a house with a Fair Market Value of \$300,000, this equates to \$ 118 increase for the year. The mil rate for Motor Vehicles is 32.46, which is a 17.68% decrease over last year. For a motor vehicle worth \$15,000, this equates to a \$73 total motor vehicle tax reduction. Over the past several years, the town has had minimal increases in the tax rate, and including this potential increase is still below the increase of the cost of living.


We hope that you and your family stay healthy as we continue to move toward the New Normal.

Board of Finance Members:

Emily Bradley, Chair	Robert Munroe, Vice Chair	Mather Clarke	Charles Dana	Kristen Gourley
Ross Lally	Alex Rivera			

Budget Overview

The annual budget is a comprehensive document presenting revenue estimates and expected expenditures for both the town and school system. The BOS and the BOE prepare fiscally responsible budgets and deliver them to the Board of Finance. The goal of both the BOE and BOS budgets is to provide the highest level of service for our town and our children, abide by the contractual agreements with employees, unions, and vendors, and yet balance this with the current economic environment and state budget situation.



The Board of Finance adopted a budget of \$23,446,598 with a mil rate of 39.99 for Real Estate & Personal Property and 32.46 for Motor Vehicles.

Where the money will be spent

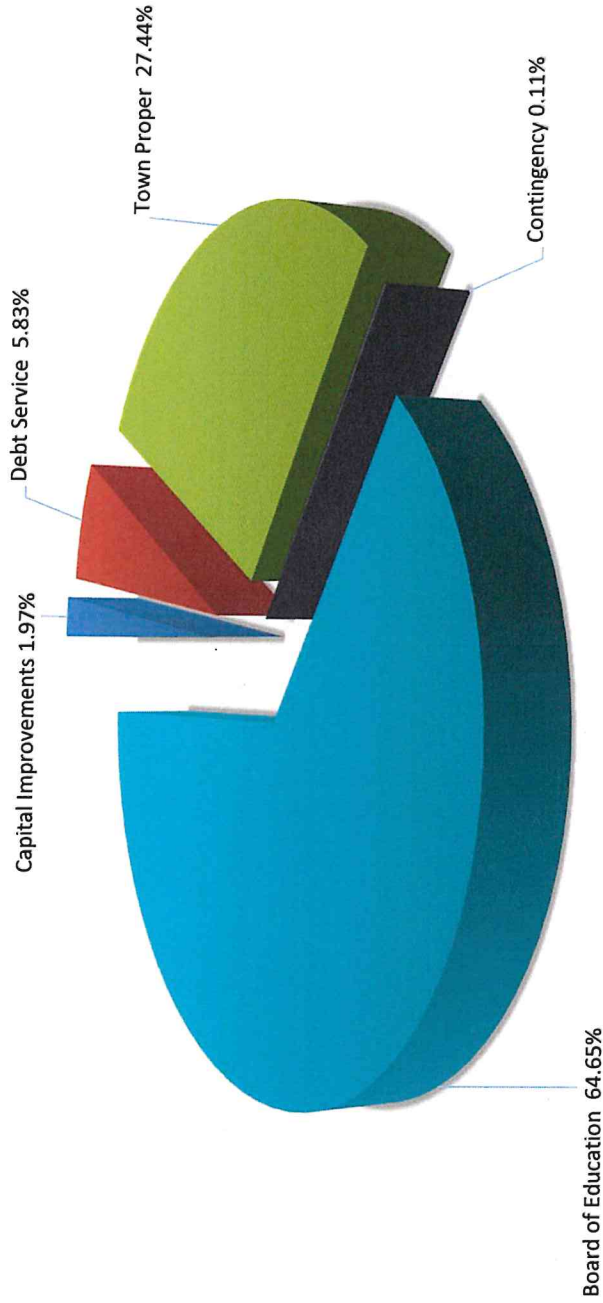
The budget that was adopted by taxpayers at referendum is broken down into five parts: Capital Improvements, Debt Service, Contingency, Town Proper and Education.

	Audited FY2021	Adopted FY2022	Adopted FY2023	Percentage Inc./Dec.	Percent of Total Budget
Capital Improvements	\$ 688,670	\$ 516,584	\$ 464,290	-10.12%	1.97%
Debt Service	\$ 765,114	\$ 1,161,573	\$ 1,365,851	17.59%	5.83%
Town Proper	\$ 5,550,124	\$ 6,256,423	\$ 6,432,791	2.82%	27.44%
Contingency	\$ -	\$ 25,000	\$ 25,000	0.00%	0.11%
Board of Education	\$ 13,845,402	\$ 14,868,914	\$ 15,158,666	1.95%	64.65%

Total Dollars Appropriated

\$ 20,849,310 \$ 22,828,494 \$ 23,446,598

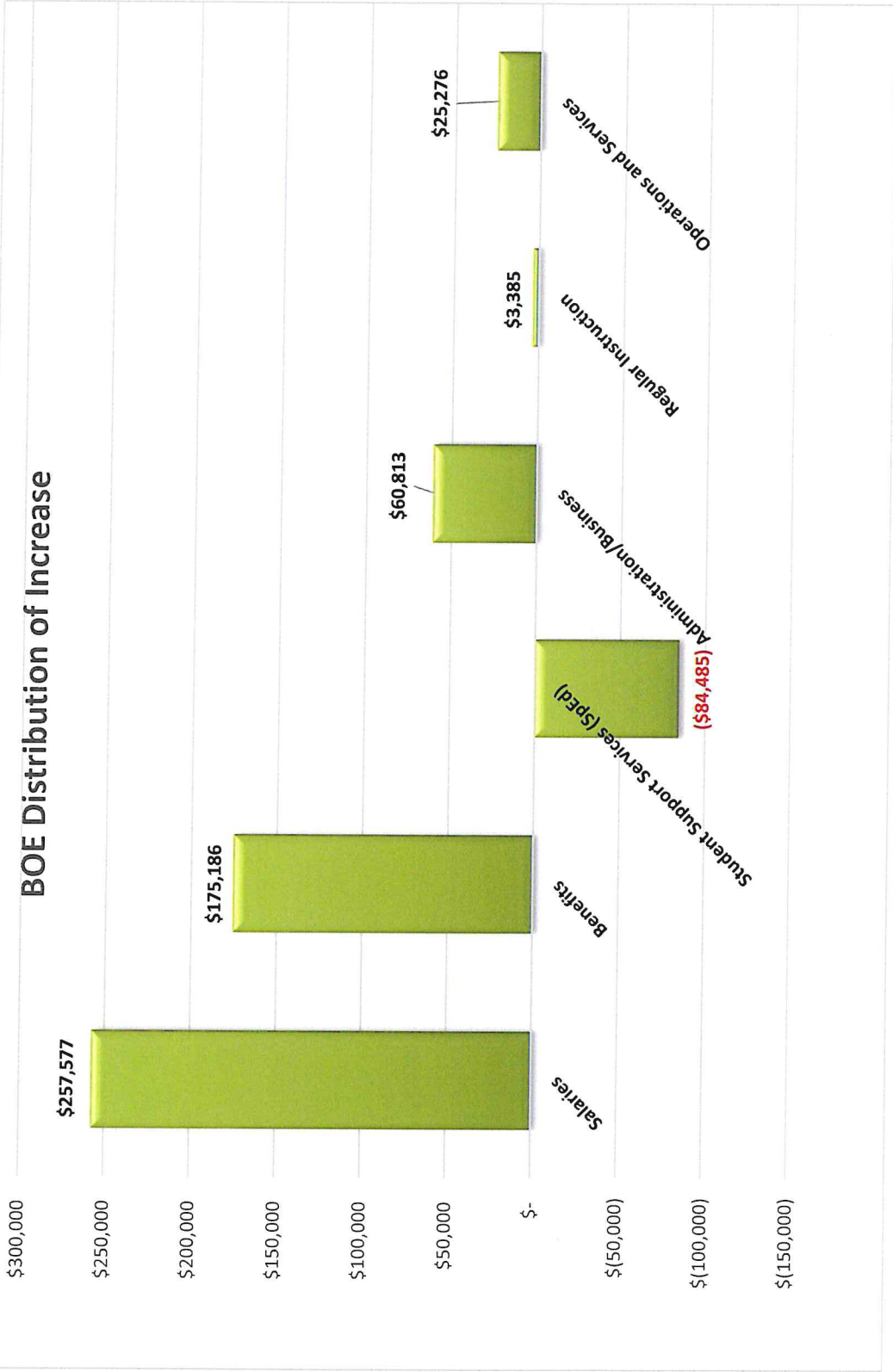
Where the money will be spent



Education is the largest component of Bolton's budget.

- The mission of the Bolton Public Schools is to inspire all students to grow as learners, individuals, and citizens. The BPS vision is that all students are empowered to embrace learning and a healthy mindset, continually build knowledge, develop skills, and become engaged global citizens. The budget presented fully supports the mission and vision of the Bolton Schools Strategic Plan by focusing on student success, creating a caring culture, continually developing the talents of our students and staff, and maintaining Bolton Public Schools as a high performing district.
- The Bolton Public Schools 2022-2023 budget supports the implementation of the 2020-2025 Strategic Plan. This includes building a system of integrated student supports during and after the pandemic, integrating transferable skills in lessons at all grade levels, supporting teacher leadership and curriculum development, and providing teachers with job-embedded professional learning.
- Over the past decade, the Bolton Public Schools has continued to be recognized as a top performing school district. BHS is a National Blue Ribbon School of Excellence and has received top state awards.
- The budget request includes the approved negotiated increases for salaries and benefits for employees of the Bolton Public Schools, incorporates post-pandemic teaching and learning needs, enhancements to the curriculum to meet state requirements, expanded supports to meet the needs of all students, and continued technology integration and enhancements to improve learning for all students.
- The BOE's original request was a 2.94% increase in their budget which was equal to \$437,752.

BOE Distribution of Increase



BOARD OF EDUCATION

Projected Budget for Grants FY2023

FY2023 Categories						
Grant Name	Prof./Purch.			Tuition		FTE
	Salaries/Benefits	Supplies	Services	Magnet/Voag	Grand Total	
IDEA 611 Grant	\$ 158,611	\$ 606			\$ 159,217	2.6
IDEA 619 Grant		\$ 3,757			\$ 3,757	
Open Choice Grant	\$ 185,894	\$ 8,659	\$ 8,501	\$ 100,946	\$ 304,000	1.5
SHEFF Grant	\$ 42,475		\$ 5,000		\$ 47,475	0.6
TEAM Mentor Grant	\$ 800				\$ 800	
Title I Grant	\$ 4,000	\$ 18,132	\$ 500		\$ 22,632	
Title II Grant			\$ 10,238		\$ 10,238	
Title III Grant		\$ 641			\$ 641	
Title IV Grant		\$ 10,000			\$ 10,000	
Grand Total	\$ 391,780	\$ 41,795	\$ 24,239	\$ 100,946	\$ 558,760	4.7

Grant Assumptions:

Listed are grants expected to be awarded for FY2023 and their projected uses.
 Open Choice grant estimated at 38 projected Choice students X \$8,000 = \$304,000.
 The remaining grants are based on FY2021 which is more reflective of a normal grant year and exclude additional one-time increases.

Board of Education Budgeted Summary

	17/18	18/19	19/20	20/21	21/22	22/23
Board of Education Budget	\$ 13,875,128	\$ 14,201,432	\$ 14,315,998	\$ 14,813,305	\$ 14,868,914	\$ 15,158,666
Additional Grant Funding	\$ 944,490	\$ 741,211	\$ 729,875	\$ 717,494	\$ 731,785	\$ 569,406
Total Board of Education Funding	\$ 14,819,618	\$ 14,942,643	\$ 15,045,873	\$ 15,530,799	\$ 15,600,699	\$ 15,728,072

Choice Students	60	56	58	50	47	38
Columbia Students	51	52	54	51	40	22
Bolton Students	709	697	673	678	674	677
Other Non-resident (i.e. staff)	6	7	7	7	7	8
Total Student Enrollment	826	812	792	786	768	745

Bolton Students attending magnet/voag*

	25	25	25	25	33	36
--	----	----	----	----	----	----

*Includes students attending both Bolton and Magnet Schools. The magnet and voag enrollments include no cost to students such as Pre-k and those attending Hartford Magnet.

Note 1: Choice student tuition for FY2023 is \$8,000 per student based on having 4% CHOICE enrollment in the district.
 Note 2: Columbia student tuition for FY2023 is \$13,336.66 per student.

Revenue from Columbia students are allocated as follows:
 80% for the BHS building project bond and 20% to support the operating education budget.

Town Proper is the next largest part of the budget.

- The Board of Selectmen continue to aim for a budget proposal that meets higher standards of service than previous budgets in five key areas: Transparency, Accessibility, Modernization, Efficiency, and Resourcefulness.
- The Town of Bolton's vision is to preserve and protect the natural beauty and developed features found within town limits; to guide future growth in a responsible and thoughtful manner; and to provide a wide range of resident -focused services and opportunities in a fiscally responsible manner; all while maintaining the town's rural character and overall quality of life in Bolton. The proposed budget reflects what is needed to maintain and strategically enhance services in town.
- The town is recovering well from the pandemic. Employees have returned to working in town hall and are welcoming residence back into town facilities. The town continues to identify best practices as a result of the pandemic and provide residents with additional options to conduct town business.
- The Board of Selectmen's original request was for a 3.84% increase, which was equal to a \$240,369 over the prior year's budget.

Significant changes to the Town Proper budget



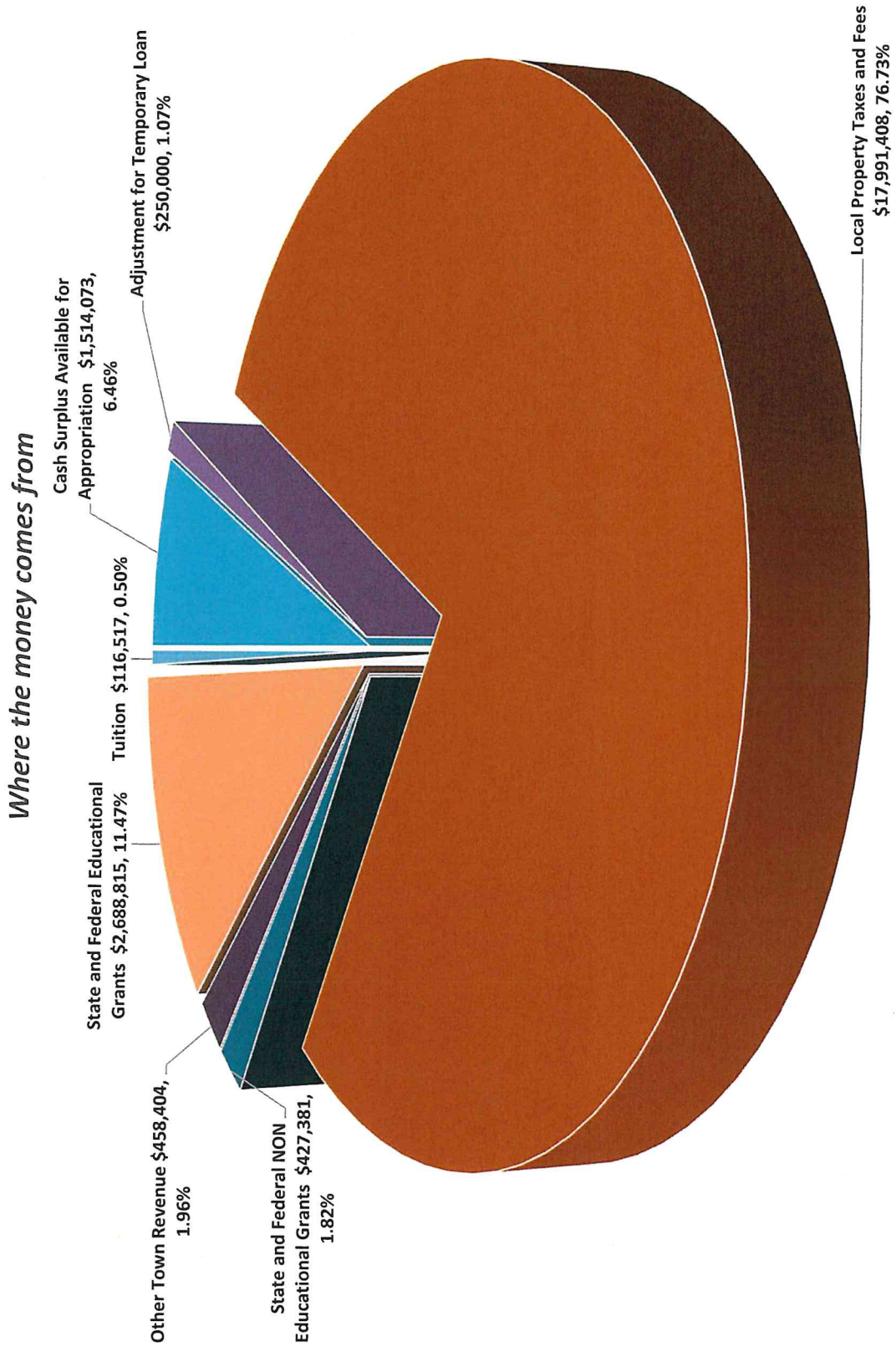
Capital Improvement Plan is a key part of the town moving into the future. Each year Bolton allocates funds to capital projects that includes purchasing large equipment and vehicles and making improvements to our facilities. The town has a 5-year capital plan that includes known current and future needs. The plan is revisited and reprioritized annually to ensure that the most critical items are attended to and the future needs are planned for well in advance. The Capital Improvement plan is important to our community to preserve the physical assets of Bolton and properly maintain our infrastructure.

Debt Service is the amount of money that has been set aside to pay for principal and interest on debt the town has already approved and issued. The Town borrows to fund large capital improvement projects, like the high school renovation and expansion and the purchase of large vehicles, such as fire apparatus. Eighty Percent (80%) of the tuition received from the Town of Columbia goes toward the high school debt service.

Contingency is funds that are put aside by the BOF to help address shortfalls during the fiscal year. Examples of this are unanticipated major road failures, cuts in funding by the state, shortfall due to major storms overnight and on weekends. If at the end of the year there are funds left a minimum of \$ 25,000 is put into the town's unassigned fund balance and the rest is used to fund the subsequent year's budget. BOF for this upcoming fiscal year feels that a contingency fund of \$25,000 is adequate, knowing that both the BOS and BOE budgets have been carefully crafted for this upcoming budget year.

Where the money comes from

There are many sources of revenue for The Town of Bolton, though by far the largest is local property taxes. The other major source of revenue is from State and Federal grants.



The Board of Finance's adopted budget

The Board of Finance, in conjunction with the Board of Selectmen and Board of Education, have proposed a budget that includes transparency, accessibility, modernization, efficiency and resourcefulness while maintaining and improving our town and school district, plans for the future, while incorporating state mandates and budget changes.

Bolton's historical budget summary

The following chart provides a 5 year look back at Bolton's Budgets:

	17/18	18/19	% Inc/Dec	19/20	% Inc/Dec	20/21	% Inc/Dec	22/22	% Inc/Dec	22/23	% Inc/Dec
Capital Improvements	433,000	523,860	20.98%	532,711	1.69%	468,670	-12.02%	516,584	10.22%	464,290	-10.12%
Teachers' Retirement System	0	0	N/A	41,244	N/A	0	100.00%	0	-100.00%	0	N/A
Debt Service	1,085,865	1,094,774	0.82%	1,081,601	-1.20%	1,090,995	0.87%	1,161,573	6.47%	1,365,851	17.59%
Town Proper	5,719,362	5,947,409	3.99%	6,191,235	4.10%	6,285,574	1.52%	6,256,423	-0.46%	6,432,791	2.82%
Contingency Fund	226,000	226,000	0.00%	91,000	-59.73%	250,000	174.73%	25,000	-90.00%	25,000	0.00%
Board of Education	13,875,128	14,201,432	2.35%	14,315,998	0.81%	14,813,305	3.47%	14,868,914	0.38%	15,158,666	1.95%
Totals	21,339,355	21,993,475	3.07%	22,253,789	1.18%	22,908,544	2.94%	22,828,494	-0.35%	23,446,598	2.71%

Cumulative Dollars Increased since 2018 **\$2,107,243**

Cumulative Percentage Increase since 2018 **9.87%**


Bolton's referendum history

Per the town charter, Bolton's budget is approved by referendum. The cost of holding a budget referendum is approximately \$4,200.

Year	2015	2016	2017	2018	2019	2020	2021	2022
Referendum 1	Y-592 N-577	Y-394 N-545	Y-394 N-496	Y-417 N-391	Y-451 N-362	N/A N/A	Y-267 N-461	Y-267 N-386
Referendum 2		Y-457 N-476	Y-544 N-525				Y-267 N-457	Y-300 N-398
Referendum 3		Y-551 N-498					Y-378 N-428	Y-359 N-406
Referendum 4							Y-408 N-379	Y-438 N-415


Bolton's change in mil rate history

Mil rate history



Grand List Year	Grand List	Percent Change
2016	432,599,233	0.61%
2017	435,012,548	0.56%
2018	443,026,346	1.84%
2019	446,822,821	0.86%
2020	450,457,869	0.81%
2021	462,530,748	2.68%

Grand list percent change



How does Bolton compare with other towns in the area?

The chart below provides a comparison of both Town and Board of Education spending in the surrounding towns along with the percentage of change in the mil rate for the last fiscal year.

Town	BOE%	Town%	Mil Rate%
Andover	-2.10%	0.00%	0.76%
Ashford	-3.50%	2.57%	-1.27%
Bolton	0.38%	-0.46%	1.47%
Columbia	1.32%	2.81%	0.00%
Coventry	2.02%	4.61%	1.99%
East Windsor	1.74%	0.61%	-0.64%
Glastonbury	1.60%	2.50%	1.14%
Mansfield	1.75%	4.81%	0.00%
Tolland	2.00%	1.90%	2.94%
Vernon	1.20%	1.81%	0.00%
Willington	-0.03%	1.50%	-0.33%
Average	2.35%	2.75%	0.38%

Impact of adopted real estate and personal property tax budget on you.

House Fair Market Value	\$200,000	\$300,000	\$400,000	\$500,000	\$600,000
Assessed Value (70% of FMV)	\$140,000	\$210,000	\$280,000	\$350,000	\$420,000
FY22 Taxes (39.43 mil rate)	\$5,520	\$8,280	\$11,040	\$13,801	\$16,561
Proposed FY23 Taxes (39.99 mil rate)	\$5,599	\$8,398	\$11,197	\$13,997	\$16,796
Change in taxes per year	\$79	\$118	\$157	\$196	\$235
Change in taxes per week	\$1.51	\$2.27	\$3.02	\$3.76	\$4.52

Impact of adopted vehicle tax budget on you.

Motor Vehicle Fair Market Value	\$5,000	\$10,000	\$15,000	\$20,000	\$30,000
Assessed Value (70% of FMV)	\$3,500	\$7,000	\$10,500	\$14,000	\$21,000
FY22 Taxes (39.43 mil rate)	\$138	\$276	\$414	\$552	\$828
Adopted FY23 Taxes (32.46 mil rate)	\$114	\$227	\$341	\$454	\$682
Change in taxes per year	(\$24)	(\$49)	(\$73)	(\$98)	(\$146)
Change in taxes per week	(\$0.47)	(\$0.94)	(\$1.41)	(\$1.88)	(\$2.81)

TOWN OF BOLTON'S ADOPTED BUDGET FOR FY2023 STATEMENT 1

	<u>Audited FY2020</u>	<u>Audited FY2021</u>	<u>Adopted Budget FY2022</u>	<u>Revised Budget FY2022</u>	<u>Adopted Budget FY2023</u>
Cash Surplus Available for Appropriation	0	2,560,618	1,709,924	2,493,401	1,564,073
Less Reserve for Fund Balance	0	0	(50,000)	(50,000)	(50,000)
Reclassification of Fund Balances	0	(94,593)	0	0	0
Less Undesignated Fund Balance	0	2,466,025	1,659,924	2,443,401	1,514,073
Cash Available					
REVENUE (STATEMENT A)					
General Property Tax	0	17,283,830	17,548,124	17,741,738	17,866,408
Other Revenues	0	3,592,856	3,370,446	3,957,428	3,816,117
Total		20,876,686	20,918,570	21,699,166	21,682,525
NON-REVENUE RECEIPTS					
Adjustments for Temporary Loans	0	0	250,000	250,000	250,000
TOTAL REVENUES AND					
NON-REVENUE RECEIPTS		23,342,711	21,168,570	21,949,166	21,932,525
TOTAL MEANS					
OF FINANCING		23,342,711	22,828,494	24,392,567	23,446,598
EXPENDITURE SUMMARY					
Capital Improvements	553,205	688,670	516,584	516,584	464,290
Debt Service	781,570	765,114	1,161,573	1,161,573	1,365,851
Town Proper	5,571,610	5,550,124	6,256,423	6,256,423	6,432,791
Contingency	0	0	25,000	25,000	25,000
Board of Education	13,956,405	13,845,402	14,868,914	14,868,914	15,158,666
TOTAL EXPENDITURES	20,862,790	20,849,310	22,828,494	22,828,494	23,446,598
Cash Available		2,493,401		1,564,073	

TOWN OF BOLTON'S ADOPTED BUDGET FOR FY2023 STATEMENT A

	Audited FY2021	Adopted Budget FY2022	Revised Budget FY2022	Adopted Budget FY2023
REVENUES				
PROPERTY TAXES & FEES				
Property Tax Current Year-Levy	15,540,383	15,678,283	15,873,187	15,953,417
Motor Vehicle - Levy	1,567,279	1,694,841	1,642,422	1,737,991
Supplemental M.V. Levy	176,168	175,000	226,129	175,000
Adjusted Current Year's Levy	17,283,830	17,548,124	17,741,738	17,866,408
Prior Year Taxes	107,166	75,000	111,768	70,000
Interest & Fees on Property Tax	70,818	50,000	72,932	55,000
TOTAL	17,461,814	17,673,124	17,926,438	17,991,408
OTHER TOWN REVENUE				
Building Official Fees	100,147	70,000	136,226	75,000
Library	212	2,000	850	2,000
Building Official Services	72,539	75,000	81,716	88,081
NCAAA	105	0	0	0
Selectmen's Fees	18,457	12,745	12,745	12,745
Telephone	6,409	6,000	6,990	6,000
Town Clerk	132,511	85,000	121,072	85,000
Tuition	170,549	153,719	154,930	116,517
Miscellaneous Revenue	8,173	2,000	45,366	15,000
Interest on Investments	30,608	30,000	4,560	80,000
Rental	34,267	25,758	31,840	33,684
Senior Donations	0	2,000	0	0
Shared Services-Assessor	0	0	0	60,894
Unexpended FY21 Town Budget	0	0	169,747	0
Unexpended FY21 BOE Budget	0	0	200,000	0
Unexpended FY21 Loan/Bond Exp.	0	0	50,000	0
TOTAL	573,977	464,222	1,016,042	574,921
STATE & FEDERAL				
EDUCATION GRANTS				
Educational Cost Sharing (ECS)	2,683,208	2,683,216	2,661,000	2,683,216
Adult Education	4,683	5,540	5,432	5,599
TOTAL	2,687,891	2,688,756	2,666,432	2,688,815

**TOWN OF BOLTON'S ADOPTED BUDGET FOR FY2023
STATEMENT A**

	<u>Audited FY2021</u>	<u>Adopted Budget FY2022</u>	<u>Revised Budget FY2022</u>	<u>Adopted Budget FY2023</u>
<u>STATE & FEDERAL GRANTS</u>				
<u>EXCLUDING EDUCATION</u>				
Municipal Transition Grant	0	0	0	336,552
PILOT: Property Tax Loss	24,288	0	0	0
PILOT: New Tiered Reimbursement	0	31,081	31,081	31,536
Veteran's Grant	3,031	3,031	1,893	1,893
Disabled	706	706	750	750
Miscellaneous State Grants	2,957	5,000	5,000	5,000
Mash. Pequot	3,244	3,244	3,244	3,244
FEMA	70,872	0	0	0
DOT Transportation Grant	11,494	11,494	11,494	11,494
Municipal Projects	24,859	24,859	24,859	24,859
Municipal Stabilization	11,053	11,053	11,053	11,053
Law Enforcement	500	2,000	880	1,000
TOTAL	153,004	92,468	90,254	427,381
<u>TOTAL REVENUES EXCLUDING TAXES, INTEREST & FEES</u>	3,414,872	3,245,446	3,772,728	3,691,117
<u>GRAND TOTAL EXCLUDING CURRENT TAX LEVY COLLECTION</u>	3,592,856	3,370,446	3,957,428	3,816,117
<u>GRAND TOTAL REVENUES</u>	20,876,686	20,918,570	21,699,166	21,682,525

TOWN OF BOLTON'S ADOPTED BUDGET FOR FY2023

STATEMENT B

	Audited FY2021	Adopted Budget FY2022	Revised Budget FY2022	Adopted Budget FY2023	\$ Change	% Change
Government						
1 Administration	577,052	721,079	721,079	708,256	(12,823)	-1.78%
2 Board of Finance	2,065	2,200	2,200	2,200	0	0.00%
3 Finance Department	223,219	236,040	236,040	237,546	1,506	0.64%
4 Auditing Services	26,000	26,500	26,500	29,000	2,500	9.43%
5 Assessor	78,491	83,246	83,246	131,112	47,866	57.50%
6 Tax Collector	80,942	87,680	87,680	91,208	3,528	4.02%
7 Personnel Services	825,805	895,820	895,820	1,036,526	140,706	15.71%
9 Town Clerk	133,753	136,058	136,058	137,760	1,702	1.25%
10 Building & Land Use	287,200	309,845	309,845	342,653	32,808	10.59%
11 Planning & Zoning Commission	2,154	4,940	4,940	4,250	(690)	-13.97%
12 Zoning Board of Appeals	257	1,640	1,640	1,640	0	0.00%
13 Insurance	109,818	143,900	143,900	145,400	1,500	1.04%
14 Probate Court	5,786	5,960	5,960	6,258	298	5.00%
15 Inland/Wetland Commission	610	2,235	2,235	2,235	0	0.00%
16 Economic Development Commission	590	2,000	2,000	0	(2,000)	-100.00%
17 Elections	38,477	44,383	44,383	65,613	21,230	47.83%
18 Town Building Operations	684,947	813,493	813,493	803,646	(9,847)	-1.21%
19 Police Protection	329,532	391,050	391,050	331,050	(60,000)	-15.34%
20 Fire Commission	243,708	223,538	223,538	241,385	17,847	7.98%
21 Animal Control	3,000	3,000	3,000	3,100	100	3.33%
22 Fire Marshal	11,694	33,000	33,000	32,000	(1,000)	-3.03%
23 Emergency Management	15,993	19,693	19,693	14,693	(5,000)	100.00%
24 Highway Department	896,519	1,039,838	1,039,838	1,002,817	(37,021)	-3.56%
25 Public Building Commission	0	1,100	1,100	4,100	3,000	272.73%
26 Public Health	28,296	30,900	30,900	28,878	(2,022)	-6.54%
27 Senior & Social Services	146,149	180,421	180,421	159,498	(20,923)	-11.60%
28 Library	280,927	292,454	292,454	295,408	2,954	1.01%
29 Recreation Services	0	0	0	0	0	N/A
30 Conservation Commission	1,367	1,805	1,805	2,105	300	16.62%
32 Refuse Services	515,773	522,604	522,604	572,454	49,850	9.54%
Total Town Government	5,550,124	6,256,423	6,256,423	6,432,791	176,369	2.82%

TOWN OF BOLTON'S ADOPTED BUDGET FOR FY2023 STATEMENT B

	Audited FY2021	Adopted Budget FY2022	Revised Budget FY2022	Adopted Budget FY2023	\$ Change	% Change
Contingency	0	25,000	25,000	25,000	0	0.00%
55 Capital Reserve						
Road Resurfacing	100,000	20,000	20,000	20,000	0	0.00%
Vehicle Replacements (BOS)	195,360	112,000	112,000	0	(112,000)	-100.00%
School Security (Grant Match)	23,889	0	0	0	0	N/A
Center School HVAC	42,000	0	0	0	0	N/A
Center School Exterior Door Replacement	0	130,000	130,000	24,500	(105,500)	-81.15%
High School Commons Visual & Lighting	0	24,000	24,000	0	(24,000)	-100.00%
High School HVAC Controllers	0	24,000	24,000	0	(24,000)	-100.00%
High School Garage	0	0	0	150,000	150,000	100.00%
Demolition NRMIC	0	0	0	25,000	25,000	100.00%
Heritage Farm Restoration & Code Compliance	25,000	25,000	25,000	0	(25,000)	-100.00%
BCS Roof Repl. & Masonry	236,000	0	0	0	0	N/A
BOE Vehicle Replacement	91,000	0	0	0	0	N/A
Firehouse Radio Communication Upgrade	0	50,000	50,000	0	(50,000)	-100.00%
Tennis Courts Replacement	580,000	0	0	0	0	N/A
Fire Suppression/Water Supply	50,000	50,000	50,000	50,000	0	0.00%
Firehouse Expansion	0	35,000	35,000	0	(35,000)	-100.00%
Natural Gas Infrastructure	31,000	31,000	31,000	31,000	0	0.00%
Herrick Park Soccer Fields	0	30,000	30,000	30,000	0	0.00%
Reevaluation	0	25,000	25,000	26,000	(1,000)	-4.00%
Highway Skid Steer Loader	0	0	0	60,000	60,000	100.00%
Enrico Road	220,000	0	0	0	0	N/A
Modular Office	0	0	0	67,098	67,098	100.00%
Reallocated Past Capital Reserve	(906,299)	(64,416)	(64,416)	(19,308)	(45,108)	70.03%
Total Capital Reserve Fund	687,950	491,584	491,584	464,290	(141,500)	-28.78%
56 Capital Improvements - Current						
BCS Window Replacement	0	12,000	12,000	0	(12,000)	-100.00%
Firehouse Storage Garage	720	0	0	0	0	N/A
Library Conference Room Renovation	0	13,000	13,000	0	(13,000)	-100.00%
Total Capital Improvements	720	25,000	25,000	0	(25,000)	-100.00%
Capital Totals	688,670	516,584	516,584	464,290	(166,500)	-32.23%

TOWN OF BOLTON'S ADOPTED BUDGET FOR FY2023 STATEMENT B

	Audited FY2021	Adopted Budget FY2022	Revised Budget FY2022	Adopted Budget FY2023	\$ Change	% Change
59 Loans/Notes/Bonds/Expenses						
Expenses	0	50,000	50,000	75,000	25,000	50.00%
60 Temporary Loans						
Temp. Loans in Anticip. of Taxes	0	250,000	250,000	250,000	0	N/A
61 Outstanding S. T. Notes						
62 Redemption of Bonds - Long Term Debt						
Bolton High School Bond I/Refunded	425,000	420,000	420,000	435,000	15,000	3.57%
Bolton High School Bond II/Refunded	215,000	220,000	220,000	225,000	5,000	2.27%
BCS Projects/Fire Truck/ Barn	165,000	165,000	165,000	165,000	0	0.00%
Bond I (School Capital)	(425,000)	(389,840)	(389,840)	(213,387)	176,453	-45.26%
Bond II (School Capital)	(70,749)	0	0	0	0	N/A
Totals	309,251	415,160	415,160	611,613	196,453	47.32%
65 Interest Pymt-Temporary Loans						
	0	10	10	10	0	N/A
66 Interest - Short Term Notes						
	0	10	10	10	0	N/A
67 Interest Payment - Long Term Debt						
Bolton High School Bond I/Refunded	193,319	181,175	181,175	168,425	(12,750)	-7.04%
Bolton High School Bond II/Refund	48,669	51,283	51,283	46,883	(4,400)	-8.58%
BCS Projects/Fire Truck/ Barn	38,875	33,925	33,925	28,900	(5,025)	-14.81%
Totals	280,863	266,383	266,383	244,208	(22,175)	-8.32%
68 BLRWPCA						
	175,000	180,000	180,000	185,000	5,000	2.78%
DEBT SERVICE TOTALS	765,114	1,161,573	1,161,573	1,365,851	204,278	17.59%

TOWN OF BOLTON'S ADOPTED BUDGET FOR FY2023

STATEMENT B

BOARD OF EDUCATION 1 Salaries and Wages

	Audited FY2021	Adopted Budget FY2022	Adopted Budget FY2022	Adopted Budget FY2023	\$ Change	% Change
Administration	1,635,805	1,688,404	1,688,404	1,694,414	6,010	0.36%
Census	18.1	18.1	18.1	18.1		
Teacher	5,908,993	6,171,560	6,171,560	6,293,177	121,617	1.97%
Census	81.7	81.8	81.8	82.6		
Instructional Assistant	494,971	633,787	633,787	607,201	(26,586)	-4.19%
Census	21.4	23.5	23.5	21.5		
Operation & Maintenance	500,089	549,102	549,102	550,418	1,316	0.24%
Census	10.0	10.0	10.0	10.0		
Nurse-OT-PT/BCBA	202,864	224,400	224,400	231,590	7,190	3.20%
Census	3.4	3.4	3.4	3.4		
Extra Curricular	271,038	316,746	316,746	341,026	24,280	7.67%
Substitutes	103,405	126,800	126,800	133,600	6,800	5.36%
Special Education						
Extended School Year	19,050	41,222	41,222	48,755	7,533	18.27%
Subtotal	9,136,215	9,752,021	9,752,021	9,900,181	148,160	1.52%

2 Employee Benefits

Health Insurance	2,103,565	2,193,905	2,193,905	2,359,017	165,112	7.53%
All Other Benefits	391,662	451,249	451,249	450,740	(509)	-0.11%
Subtotal	2,495,227	2,645,154	2,645,154	2,809,757	164,603	6.22%

TOWN OF BOLTON'S ADOPTED BUDGET FOR FY2023 STATEMENT B

	Audited FY2021	Adopted Budget FY2022	Adopted Budget FY2022	Adopted Budget FY2023	\$ Change	% Change
3 Instructional and Professional Services	310,784	387,796	387,796	428,980	41,184	10.62%
4 Property Services	134,307	186,910	186,910	181,147	(5,763)	-3.08%
5 Purchased Services						
Special Education	305,958	366,716	366,716	223,313	(143,403)	-39.10%
Transportation	505,628	537,395	537,395	558,699	21,304	3.96%
Insurance	133,532	148,672	148,672	153,545	4,873	3.28%
Other	192,391	235,795	235,795	244,807	9,012	3.82%
Subtotal	1,137,509	1,288,578	1,288,578	1,180,364	(108,214)	-8.40%
6 Materials & Supplies						
Utilities	277,593	342,273	342,273	341,386	(887)	-0.26%
Instructional supplies, books & software	167,345	183,871	183,871	183,737	(134)	-0.07%
Maintenance	69,219	44,370	44,370	58,970	14,600	32.91%
Subtotal	514,157	570,514	570,514	584,093	13,579	2.38%
7 Equipment Purchases	104,942	42,025	42,025	36,475	(5,550)	-13.21%
8 Other Educational Expenses	34,826	47,806	47,806	48,315	509	1.06%
Excess Cost Reimbursement	(22,565)	(51,890)	(51,890)	(10,646)	41,244	-79.48%
TOTAL BOARD OF EDUCATION	13,845,402	14,868,914	14,868,914	15,158,666	289,752	1.95%

Town Capital Improvement Plan (CIP) FY2023 - FY2027 DRAFT

Town Projects	Prior Funds	FY2023	FY2024	FY2025	FY2026	FY2027	Total
Assessor's Office Re-Evaluation	\$ 25,000.00	\$ 26,000.00	\$ 11,000.00	\$ 11,000.00	\$ 11,000.00	\$ 11,000.00	\$ 95,000.00
Buildings & Grounds Gator ATV Replacement	\$ -	\$ -	\$ -	\$ 14,500.00	\$ -	\$ -	\$ 14,500.00
Buildings & Grounds Mower & Attachment Replacements	\$ -	\$ -	\$ 52,000.00	\$ -	\$ -	\$ -	\$ 52,000.00
Buildings & Grounds Pickup Truck	\$ -	\$ -	\$ -	\$ -	\$ 53,000.00	\$ -	\$ 53,000.00
Buildings & Grounds Scag Mowers Replacements	\$ -	\$ -	\$ 15,000.00	\$ -	\$ 15,000.00	\$ -	\$ 30,000.00
Firehouse Air Conditioner Replacements	\$ -	\$ -	\$ -	\$ -	\$ -	\$ 30,000.00	\$ 30,000.00
Firehouse Hydraulic Cutters, Spreaders, Rams & Resqjacks	\$ -	\$ -	\$ -	\$ -	\$ -	\$ -	\$ -
Firehouse Engine Tank 334 Replacement**	\$ -	\$ -	\$ -	\$ -	\$ -	\$ -	\$ -
Firehouse Expansion**	\$ 35,000.00	\$ -	\$ -	\$ -	\$ -	\$ -	\$ 35,000.00
Fire Suppression Water Supply	\$ 238,079.00	\$ 50,000.00	\$ 50,000.00	\$ 50,000.00	\$ 50,000.00	\$ 50,000.00	\$ 488,079.00
Firehouse Radio Communications	\$ 50,000.00	\$ -	\$ 98,609.00	\$ -	\$ -	\$ -	\$ 148,609.00
Firehouse Roof Replacement	\$ -	\$ -	\$ -	\$ 23,000.00	\$ -	\$ -	\$ 23,000.00
Firehouse Utility Task Vehicle	\$ -	\$ -	\$ 57,500.00	\$ -	\$ -	\$ -	\$ 57,500.00
Heritage Farm Restoration & Code Compliance	\$ 50,000.00	\$ -	\$ 50,000.00	\$ 75,000.00	\$ 100,000.00	\$ 100,000.00	\$ 375,000.00
Herrick Park Furnace	\$ -	\$ -	\$ 18,000.00	\$ -	\$ -	\$ -	\$ 18,000.00
Herrick Park Lodge Roof Replacement	\$ -	\$ -	\$ -	\$ 19,000.00	\$ -	\$ -	\$ 19,000.00
Herrick Park Soccer Fields	\$ 30,000.00	\$ 30,000.00	\$ 30,000.00	\$ 30,000.00	\$ 30,000.00	\$ -	\$ 150,000.00
Highway General Road Resurfacing	\$ -	\$ 20,000.00	\$ -	\$ -	\$ -	\$ -	\$ 20,000.00
Highway Mowing Tractor	\$ -	\$ -	\$ -	\$ 100,000.00	\$ 100,000.00	\$ -	\$ 200,000.00
Highway Pickup Truck Replacement	\$ -	\$ -	\$ -	\$ 55,000.00	\$ -	\$ -	\$ 55,000.00
Highway Plow Truck Replacement	\$ -	\$ -	\$ -	\$ 65,000.00	\$ 65,000.00	\$ 70,000.00	\$ 200,000.00
Highway Skid-Steer Loader	\$ -	\$ 60,000.00	\$ -	\$ -	\$ -	\$ -	\$ 60,000.00
Indian Notch Park Playscape	\$ -	\$ -	\$ -	\$ 44,800.00	\$ -	\$ -	\$ 44,800.00
Library Children's Room/ Conference Room Renovation	\$ 13,000.00	\$ -	\$ -	\$ -	\$ -	\$ -	\$ 13,000.00
Library Roof	\$ -	\$ -	\$ -	\$ 25,000.00	\$ -	\$ -	\$ 25,000.00
Natural Gas Infrastructure	\$ -	\$ 31,000.00	\$ 30,000.00	\$ -	\$ -	\$ -	\$ 61,000.00
Notch Road Municipal Center Demolition**	\$ 68,000.00	\$ 25,000.00	\$ -	\$ -	\$ -	\$ -	\$ 93,000.00
Senior Center Exterior	\$ -	\$ -	\$ 15,000.00	\$ -	\$ -	\$ -	\$ 15,000.00
Senior Center Paint and Wallpaper	\$ -	\$ -	\$ -	\$ -	\$ -	TBD	\$ -
Senior Center Reception Area	\$ -	\$ -	\$ -	\$ -	\$ -	\$ -	\$ -
Senior Center Van	\$ -	\$ -	\$ -	\$ -	\$ -	\$ -	\$ -
Town Clerk's Vault Floor**	\$ -	\$ -	\$ 40,000.00	\$ -	\$ -	\$ -	\$ 40,000.00
Town Hall Facility Expansion**	\$ -	\$ -	\$ 21,500.00	\$ -	\$ -	\$ -	\$ 21,500.00
Town Hall Paving**	\$ 148,897.00	\$ -	\$ -	\$ -	\$ -	\$ -	\$ 148,897.00
Town Hall Sedan	\$ -	\$ -	\$ -	\$ -	\$ -	\$ -	\$ -
Modular Office	\$ -	\$ -	\$ 32,000.00	\$ -	\$ -	\$ -	\$ 32,000.00
Town Subtotal	\$ 657,976.00	\$ 309,098.00	\$ 563,389.00	\$ 597,770.00	\$ 454,000.00	\$ 261,000.00	\$ 2,843,233.00

**Bond Project

BOE Capital Improvement Plan (CIP) FY2023 - FY2027 DRAFT

School Projects	Prior Funds	FY2023	FY2024	FY2025	FY2026	FY2027	Total
Center School Air Conditioning Unit**	\$ -	TBD	\$ -	\$ -	\$ -	\$ -	\$ -
Center School Auto Floor Scrubber	\$ -	\$ -	\$ -	\$ -	\$ -	\$ 13,000.00	\$ 13,000.00
Center School Blinds	\$ -	\$ -	\$ 64,000.00	\$ -	\$ -	\$ -	\$ 64,000.00
Center School Exterior Door Replacement	\$ 130,000.00	\$ 24,500.00	\$ -	\$ -	\$ -	\$ -	\$ 154,500.00
Center School Fire Alarm System Upgrade	\$ -	\$ -	\$ 365,000.00	\$ -	\$ -	\$ -	\$ 365,000.00
Center School Greenhouse**	\$ -	\$ -	\$ 42,000.00	\$ -	\$ -	\$ -	\$ 42,000.00
Center School HVAC**	\$ 33,000.00	\$ -	\$ -	\$ -	\$ -	\$ -	\$ 33,000.00
Center School Kubota Tractor with loader	\$ -	\$ -	\$ -	\$ -	\$ -	\$ 37,000.00	\$ 37,000.00
Center School Library Remodel**	\$ -	\$ -	\$ 30,000.00	TBD	\$ -	\$ -	\$ 30,000.00
Engineering for Center School Roof Replacement & Masonry	\$ 236,000.00	\$ -	\$ 59,000.00	\$ -	\$ -	\$ -	\$ 295,000.00
Center School Roof Replacement & Masonry**	\$ -	\$ -	TBD	\$ -	\$ -	\$ -	\$ -
Center School Science Lab**	\$ -	\$ -	\$ 150,000.00	\$ -	\$ -	\$ -	\$ 150,000.00
Center School Well & Freezer Generator	\$ -	\$ -	\$ 64,000.00	\$ -	\$ -	\$ -	\$ 64,000.00
High School Blinds	\$ -	\$ -	\$ 51,000.00	\$ -	\$ -	\$ -	\$ 51,000.00
High School HVAC Assessment	\$ -	\$ -	\$ 28,000.00	\$ -	\$ -	\$ -	\$ 28,000.00
High School HVAC Heat Pumps & Rooftop Units (2 phases)	\$ -	\$ -	\$ -	\$ 305,000.00	\$ 305,000.00	\$ -	\$ 610,000.00
High School Soccer Field & Track**	\$ -	\$ -	\$ 2,000,000.00	\$ -	\$ -	\$ -	\$ 2,000,000.00
High School Garage	\$ 30,100.00	\$ 150,000.00	\$ -	\$ -	\$ -	\$ -	\$ 180,100.00
Board of Education Door Lock Replacement	\$ 39,000.00	\$ -	\$ -	\$ -	\$ -	\$ -	\$ 39,000.00
Board of Education Mower Replacement (2)	\$ -	\$ -	\$ -	\$ -	\$ 32,000.00	\$ -	\$ 32,000.00
Board of Education Pickup Truck with Plow	\$ -	\$ -	\$ -	\$ 50,000.00	\$ -	\$ -	\$ 50,000.00
Board of Education Utility Truck with Plow	\$ -	\$ -	\$ 55,000.00	\$ -	\$ -	\$ -	\$ 55,000.00
School Subtotal	\$ 468,100.00	\$ 174,500.00	\$ 2,908,000.00	\$ 355,000.00	\$ 337,000.00	\$ 50,000.00	\$ 4,237,600.00

Total Capital Improvement Plan (CIP) FY2023 - FY2027

GRAND TOTAL	\$ 1,126,076.00	\$ 483,598.00	\$ 3,471,389.00	\$ 952,770.00	\$ 791,000.00	\$ 311,000.00	\$ 7,080,833.00
Reallocation Funds leftover from prior projects		\$ (19,308.00)					
Total Taxpayer Ask	\$ 1,126,076.00	\$ 464,290.00	\$ 3,471,389.00	\$ 952,770.00	\$ 791,000.00	\$ 311,000.00	\$ 7,080,833.00

**Bond Project