

**TOWN OF BOLTON, CONNECTICUT**  
**PROPOSED BUDGET FOR FISCAL YEAR ENDING**  
**June 30, 2025**

Adopted by the Finance Committee  
At a special meeting on May 22, 2024  
Ross Lally, Chairman

**“Shall the Annual Budget for the Town of Bolton, Connecticut for the fiscal year 2025 as recommended by the Finance Committee in the amount of \$25,873,099 be adopted?”**

**2<sup>nd</sup> Budget Referendum**

TOWN OF BOLTON  
MIL RATE CALCULATION  
FISCAL YEAR 2025

**EXPENDITURES:**


Capital Improvements	\$ 826,250
Debt Service	\$ 1,372,934
Contingency Fund	\$ 50,000
Board of Selectmen	\$ 7,077,758
Board of Education	<u>\$ 16,546,157</u>
<b>TOTAL EXPENDITURES</b>	<b>\$ 25,873,099</b>

**REVENUES:**

Property Taxes, Interest & Fees	\$ 18,852,915
Other Town Revenue	\$ 1,178,933
State & Federal Grants	\$ 3,517,382
FY2024 Surplus	<u>\$ 2,323,869</u>
<b>TOTAL REVENUES</b>	<b>\$ 25,873,099</b>

Real Estate/Property Tax FY2024	43.82
Motor Vehicle Tax FY2024	32.46
Real Estate /Property <b>(Proposed FY2025)</b>	32.74
Motor Vehicle Tax FY2025 <b>(State Cap)</b>	32.46
Real Estate/Personal Property Tax Mil Rate decrease <b>(Proposed)</b>	-11.08
Real Estate/Personal Property Tax Mil Rate Percentage decrease <b>(Proposed)</b>	-25.29%

Chart Title



## TOWN OF BOLTON'S PROPOSED BUDGET FOR FY2025 STATEMENT 1

	Audited <u>FY2022</u>	Audited <u>FY2023</u>	Adopted Budget <u>FY2024</u>	Revised Budget <u>FY2024</u>	Proposed Budget <u>FY2025</u>
Cash Surplus Available for Appropriation		2,491,647	1,213,412	2,370,543	2,373,869
Less Reserve for Fund Balance			(50,000)	(50,000)	(50,000)
Reclassification of Fund Balances		9,230			
Less Assigned Fund Balance		2,500,877	1,163,412	2,320,543	2,323,869
Cash Available					
<b>REVENUE (STATEMENT A)</b>					
General Property Tax		18,106,869	19,596,797	19,782,741	18,712,915
Other Revenues		4,006,709	3,816,570	4,847,364	4,586,315
<b>Total</b>		<b>22,113,578</b>	<b>23,413,367</b>	<b>24,630,105</b>	<b>23,299,230</b>
<b>NON-REVENUE RECEIPTS</b>					
Adjustments for Temporary Loans			250,000	250,000	250,000
<b>TOTAL REVENUES AND NON-REVENUE RECEIPTS</b>		<b>24,614,455</b>	<b>23,663,367</b>	<b>24,880,105</b>	<b>23,549,230</b>
<b>TOTAL MEANS OF FINANCING</b>		<b>24,614,455</b>	<b>24,826,779</b>	<b>27,200,648</b>	<b>25,873,099</b>
			<b>EXPENDITURE SUMMARY</b>		
Capital Improvements	522,176	564,290	492,380	492,380	826,250
Debt Service	861,542	1,040,821	1,426,168	1,426,168	1,372,934
Board of Selectmen	5,625,063	5,849,518	6,774,081	6,774,081	7,102,758 (25,000)
Contingency	0	0	25,000	25,000	50,000
Board of Education	14,253,092	14,789,283	16,109,150	16,109,150	16,646,157 (100,000)
<b>TOTAL EXPENDITURES</b>	<b>21,261,873</b>	<b>22,243,912</b>	<b>24,826,779</b>	<b>24,826,779</b>	<b>25,873,099</b>
Cash Available		2,370,543		2,373,869	

## TOWN OF BOLTON'S PROPOSED BUDGET FOR FY2025 STATEMENT A

	Audited <u>FY2023</u>	Adopted Budget <u>FY2024</u>	Revised Budget <u>FY2024</u>	Proposed Budget <u>FY2025</u>
<b><i>REVENUES</i></b>				
<b><i>PROPERTY TAXES &amp; FEES</i></b>				
Property Tax Current Year-Levy	16,212,137	17,614,056	17,800,000	16,848,510
Motor Vehicle - Levy	1,689,229	1,787,741	1,787,741	1,689,405
Supplemental M.V. Levy	205,503	195,000	195,000	175,000
Adjusted Current Year's Levy	<b>18,106,869</b>	<b>19,596,797</b>	<b>19,782,741</b>	<b>18,712,915</b>
Prior Year Taxes	103,526	75,000	137,000	75,000
Interest & Fees on Property Tax	80,332	55,000	71,000	65,000
<b>TOTAL</b>	<b>18,290,727</b>	<b>19,726,797</b>	<b>19,990,741</b>	<b>18,852,915</b>
<b><i>OTHER TOWN REVENUE</i></b>				
Building Official Fees	121,029	75,000	75,000	75,000
Library	1,558	2,000	1,000	1,000
Building Official Services	91,681	94,432	94,432	95,000
Selectmen's Fees	17,058	12,745	12,745	13,500
Telephone	7,733	7,500	10,500	10,500
Town Clerk	96,996	85,000	70,000	75,000
Tuition	128,358	94,839	94,839	92,020
Miscellaneous Revenue	35,873	15,000	12,000	12,000
Interest	22,075	15,000	500,000	460,000
Rental	31,824	31,824	31,824	34,574
Senior Donations	950	0	665	0
Shared Services-Assessor	43,806	58,582	58,582	60,339
Unexpended FY23 Town Budget	0	0	0	0
Unexpended FY23 BOE Budget	0	0	350,000	0
<b>TOTAL</b>	<b>598,941</b>	<b>491,922</b>	<b>1,311,587</b>	<b>928,933</b>
<b><i>STATE &amp; FEDERAL</i></b>				
<b><i>EDUCATION GRANTS</i></b>				
Educational Cost Sharing (ECS)	2,683,216	2,626,382	2,626,382	2,683,216
Adult Education	6,050	5,797	5,797	5,756
<b>TOTAL</b>	<b>2,689,266</b>	<b>2,632,179</b>	<b>2,632,179</b>	<b>2,688,972</b>

# TOWN OF BOLTON'S PROPOSED BUDGET FOR FY2025 STATEMENT A

	Audited FY2023	Adopted Budget FY2024	Revised Budget FY2024	Proposed Budget FY2025
<b><u>STATE &amp; FEDERAL GRANTS</u></b>				
<b><u>EXCLUDING EDUCATION</u></b>				
Municipal Transition Grant	336,552	469,204	469,204	729,620
PILOT: New Tiered Reimbursement	31,537	31,984	34,383	37,676
Municipal Revenue Sharing	102,728	0	130,866	0
Veteran's Grant	2,519	2,500	2,761	2,750
Disabled	799	800	883	883
Miscellaneous State Grants	6,408	5,000	5,020	5,000
Mash. Pequot	3,244	3,244	3,244	3,244
DOT Transportation Grant	11,825	11,825	11,825	11,825
Municipal Projects	24,859	24,859	24,859	24,859
Municipal Stabilization	11,053	11,053	11,053	11,053
Law Enforcement	3,120	2,000	1,500	1,500
<b><i>TOTAL</i></b>	<b>534,644</b>	<b>562,469</b>	<b>695,598</b>	<b>828,410</b>
<b><u>TOTAL REVENUES EXCLUDING</u></b>				
<b><u>TAXES, INTEREST &amp; FEES</u></b>	<b>3,822,851</b>	<b>3,686,570</b>	<b>4,639,364</b>	<b>4,446,315</b>
<b><u>GRAND TOTAL EXCLUDING CURRENT</u></b>				
<b><u>TAX LEVY COLLECTION</u></b>	<b>4,006,709</b>	<b>3,816,570</b>	<b>4,847,364</b>	<b>4,586,315</b>
<b><u>GRAND TOTAL REVENUES</u></b>	<b>22,113,578</b>	<b>23,413,367</b>	<b>24,630,105</b>	<b>23,299,230</b>

## TOWN OF BOLTON'S PROPOSED BUDGET FOR FY2025 STATEMENT B

	Audited <u>FY2023</u>	Adopted Budget <u>FY2024</u>	Revised Budget <u>FY2024</u>	Proposed Budget <u>FY2025</u>	\$ <u>Change</u>	% <u>Change</u>
<b>Government</b>						
1 Administration	557,205	700,500	700,500	754,500	54,000	7.71%
2 Board of Finance	2,399	2,450	2,450	2,700	250	10.20%
3 Finance Department	226,432	240,308	240,308	262,074	21,766	9.06%
4 Auditing Services	28,500	45,000	45,000	45,000	0	0.00%
5 Assessor	136,558	160,971	160,971	164,721	3,750	2.33%
6 Tax Collector	86,510	94,912	94,912	96,534	1,622	1.71%
7 Personnel Services	848,898	1,071,100	1,071,100	1,066,480	(4,620)	-0.43%
9 Town Clerk	136,577	141,440	141,440	146,209	4,769	3.37%
10 Building & Land Use	291,979	386,837	386,837	382,844	(3,993)	-1.03%
11 Planning & Zoning Commission	2,698	4,205	4,205	4,000	(205)	-4.88%
12 Zoning Board of Appeals	1,159	1,650	1,650	1,650	0	0.00%
13 Insurance	110,843	155,000	155,000	169,450	14,450	9.32%
14 Probate Court	5,940	7,258	7,258	7,476	218	3.00%
15 Inland/Wetland Commission	679	2,235	2,235	2,235	0	0.00%
16 Economic Development	0	2,500	2,500	5,000	2,500	100.00%
17 Elections	58,588	67,830	67,830	138,878	71,048	104.74%
19 Police Protection	279,481	311,300	311,300	301,300	(10,000)	-3.21%
20 Fire Commission	233,809	257,981	257,981	287,514	29,533	11.45%
21 Animal Control	3,000	6,500	6,500	10,000	3,500	53.85%
22 Fire Marshal	20,544	32,000	32,000	29,900	(2,100)	-6.56%
23 Emergency Management	10,331	11,000	11,000	11,165	165	1.50%
24 Highway Department	1,001,759	1,067,767	1,067,767	1,073,967	6,200	0.58%
25 Temp. Public Building Commission	336	4,100	4,100	-	(4,100)	-100.00%
26 Town Building Operations	735,337	826,719	826,719	826,308	(411)	-0.05%
27 Public Health	28,015	28,409	28,409	28,409	0	0.00%
28 Veterans' Commission	0	600	600	600	0	0.00%
29 Senior & Social Services	144,856	175,469	175,469	184,642	9,173	5.23%
30 Library	296,591	307,561	307,561	313,067	5,506	1.79%
31 Recreation Services	0	11,144	11,144	6,000	(5,144)	-46.16%
32 Conservation Commission	1,872	2,105	2,105	2,305	200	9.50%
33 Refuse Services	598,622	597,230	597,230	727,830	130,600	21.87%
70 Transfer Out- Separation Fund	0	50,000	50,000	50,000	0	0.00%
Finance Committee Reductions				(25,000)		
<b>Total Town Government</b>	<b>5,849,518</b>	<b>6,774,081</b>	<b>6,774,081</b>	<b>7,077,758</b>	<b>328,677</b>	<b>4.85%</b>

## TOWN OF BOLTON'S PROPOSED BUDGET FOR FY2025 STATEMENT B

	Audited FY2023	Adopted Budget FY2024	Revised Budget FY2024	Proposed Budget FY2025	\$ Change	% Change
<b>Contingency</b>	<b>0</b>	<b>25,000</b>	<b>25,000</b>	<b>50,000</b>	<b>25,000</b>	<b>100.00%</b>
<b>55 Capital Reserve</b>						
Road Resurfacing	20,000	0	0	0	0	N/A
Equipment (BOS)	0	16,000	16,000	27,000	11,000	68.75%
Vehicle Replacements (BOS)	0	32,000	32,000	20,000	(12,000)	-37.50%
Vehicle Replacements (BOE)	0	0	0	80,000	80,000	100.00%
Center School Exterior Door Replacement	24,500	0	0	0	0	N/A
High School HVAC Controllers	0	33,000	33,000	16,000	(17,000)	-51.52%
High School Garage	150,000	105,000	105,000	0	(105,000)	-100.00%
Demolition NRMC	25,000	0	0	174,577	174,577	100.00%
Fire Comission Strategic Plan	0	0	0	25,000	25,000	100.00%
Fire Suppression/Water Supply	50,000	0	0	0	0	N/A
Natural Gas Infrastructure	31,000	31,000	31,000	30,000	(1,000)	-3.23%
Herrick Park Soccer Fields	30,000	30,000	30,000	12,000	(18,000)	-60.00%
Indian Notch Reclaim Basketball Court	0	0	0	29,325	29,325	100.00%
Reevaluation	26,000	11,000	11,000	11,000	0	0.00%
Hghway Skid Steer Loader	60,000	0	0	0	0	N/A
Modular Office	67,098	42,780	42,780	18,223	(24,557)	-57.40%
Town Wide Facility Study	0	75,000	75,000	0	(75,000)	-100.00%
Grant Match	100,000	0	0	50,000	50,000	100.00%
BCS Fire Alarm System Upgrade	0	40,000	40,000	0	(40,000)	-100.00%
High School ADA Transition Pads	0	0	0	108,125	108,125	100.00%
High School Fire Alarm System Upgrade	0	55,000	55,000	0	(55,000)	-100.00%
High School Geothermal Pump	0	21,600	21,600	0	(21,600)	-100.00%
Planning & Implementing Improvements to Town						
Facilities, Infrastructure and Operations	0	0	0	225,000	225,000	100.00%
Reallocated Past Capital Reserve	(19,308)	0	0	0	0	N/A
<b>Total Capital Reserve Fund</b>	<b>564,290</b>	<b>492,380</b>	<b>492,380</b>	<b>826,250</b>	<b>333,870</b>	<b>67.81%</b>
<b>56 Capital Improvements - Current</b>						
<b>Total Capital Improvements</b>	<b>0</b>	<b>0</b>	<b>0</b>	<b>0</b>	<b>0</b>	<b>N/A</b>
<b>Capital Totals</b>	<b>564,290</b>	<b>492,380</b>	<b>492,380</b>	<b>826,250</b>	<b>333,870</b>	<b>67.81%</b>

## TOWN OF BOLTON'S PROPOSED BUDGET FOR FY2025 STATEMENT B

	Audited FY2023	Adopted Budget FY2024	Revised Budget FY2024	Proposed Budget FY2025	\$ Change	% Change
<b>59 Loans/Notes/Bonds/Expenses</b>						
Expenditures	0	75,000	75,000	20,000	(55,000)	-73.33%
<b>60 Temporary Loans</b>						
Temp. Loans in Anticip. of Taxes	0	250,000	250,000	250,000	0	N/A
<b>61 Outstanding Short Term Notes</b>	0	10	10	10	0	N/A
<b>62 Redemption of Bonds - Long Term Debt</b>						
Bolton High School Bond I/Refunded	430,000	445,000	445,000	460,000	15,000	3.37%
Bolton High School Bond II/Refunded	225,000	230,000	230,000	235,000	5,000	2.17%
BCS Projects/Fire Truck/ Barn	170,000	170,000	170,000	170,000	0	0.00%
Bond I (School Capital)	(213,387)	(155,345)	(155,345)	(182,154)	(26,809)	17.26%
<b>Totals</b>	<b>611,613</b>	<b>689,655</b>	<b>689,655</b>	<b>682,846</b>	<b>(6,809)</b>	<b>-0.99%</b>
<b>65 Interest Pymt-Temporary Loans</b>	0	10	10	10	0	N/A
<b>66 Interest - Short Term Notes</b>	0	10	10	10	0	N/A
<b>67 Interest Payment - Long Term Debt</b>						
Bolton High School Bond I/Refunded	168,425	155,300	155,300	139,425	(15,875)	-10.22%
Bolton High School Bond II/Refund	46,883	42,383	42,383	37,783	(4,600)	-10.85%
BCS Projects/Fire Truck/ Barn	28,900	23,800	23,800	17,850	(5,950)	-25.00%
Fire Truck Loan/Interest	0	0	0	35,000	35,000	100.00%
<b>Totals</b>	<b>244,208</b>	<b>221,483</b>	<b>221,483</b>	<b>230,058</b>	<b>8,575</b>	<b>3.87%</b>
<b>68 BLRWPCA</b>	<b>185,000</b>	<b>190,000</b>	<b>190,000</b>	<b>190,000</b>	<b>0</b>	<b>0.00%</b>
<b>DEBT SERVICE TOTALS</b>	<b>1,040,821</b>	<b>1,426,168</b>	<b>1,426,168</b>	<b>1,372,934</b>	<b>(53,234)</b>	<b>-3.73%</b>



## TOWN OF BOLTON'S PROPOSED BUDGET FOR FY2025 STATEMENT B

<b>BOARD OF EDUCATION 1 Salaries and Wages</b>	<u>Audited FY2023</u>	<u>Adopted Budget FY2024</u>	<u>Adopted Budget FY2024</u>	<u>Proposed Budget FY2025</u>	<u>\$ Change</u>	<u>% Change</u>
Administration	1,684,388	1,781,083	1,781,083	1,844,468	63,385	3.56%
Census	18.1	18.0	18.0	18.0		
Teacher	6,066,314	6,433,373	6,433,373	6,664,997	231,624	3.60%
Census	82.0	82.6	82.6	82.1		
Instructional Assistant	559,087	613,825	613,825	638,164	24,339	3.97%
Census	21.5	21.0	21.0	21.0		
Operation & Maintenance	534,598	558,931	558,931	580,540	21,609	3.87%
Census	10.0	10.0	10.0	10.0		
Nurse-OT-PT/BCBA	222,904	237,998	237,998	243,328	5,330	2.24%
Census	3.4	3.4	3.4	3.4		
Extra Curricular	317,257	343,950	343,950	352,422	8,472	2.46%
Substitutes	231,254	161,420	161,420	173,627	12,207	7.56%
Special Education						
Extended School Year	32,315	58,727	58,727	54,228	(4,499)	-7.66%
<b>Subtotal</b>	<b>9,648,117</b>	<b>10,189,307</b>	<b>10,189,307</b>	<b>10,551,774</b>	<b>362,467</b>	<b>3.56%</b>
<b>2 Employee Benefits</b>						
Health Insurance	2,175,619	2,645,250	2,645,250	2,724,460	79,210	2.99%
All Other Benefits	418,591	464,286	464,286	461,086	(3,200)	-0.69%
<b>Subtotal</b>	<b>2,594,210</b>	<b>3,109,536</b>	<b>3,109,536</b>	<b>3,185,546</b>	<b>76,010</b>	<b>2.44%</b>

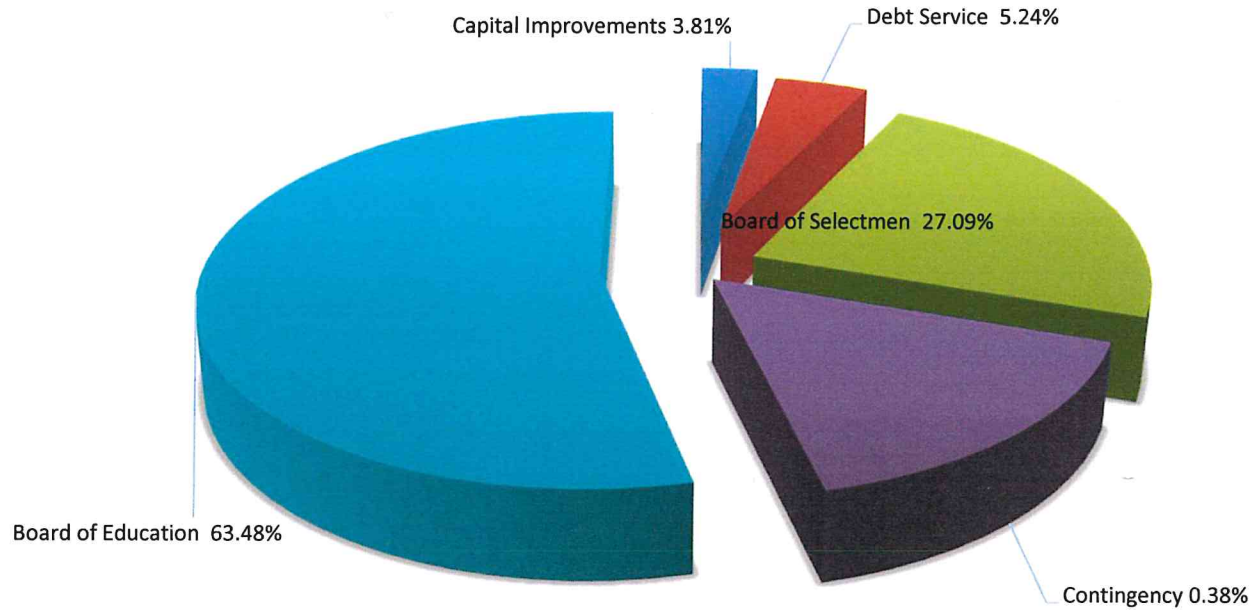
## TOWN OF BOLTON'S PROPOSED BUDGET FOR FY2025 STATEMENT B

	Audited <u>FY2023</u>	Adopted Budget <u>FY2024</u>	Adopted Budget <u>FY2024</u>	Proposed Budget <u>FY2025</u>	\$ <u>Change</u>	% <u>Change</u>
<b>3 Instructional and Professional Services</b>	<b>491,485</b>	<b>553,981</b>	<b>553,981</b>	<b>485,892</b>	<b>(68,089)</b>	<b>-12.29%</b>
<b>4 Property Services</b>	<b>199,744</b>	<b>168,085</b>	<b>168,085</b>	<b>174,526</b>	<b>6,441</b>	<b>3.83%</b>
<b>5 Purchased Services</b>						
Special Education	355,219	531,091	531,091	607,713	76,622	14.43%
Transportation	526,206	569,115	569,115	586,159	17,044	2.99%
Insurance	156,144	164,522	164,522	162,364	(2,158)	-1.31%
Other	239,905	249,939	249,939	240,454	(9,485)	-3.79%
<b>Subtotal</b>	<b>1,277,474</b>	<b>1,514,667</b>	<b>1,514,667</b>	<b>1,596,690</b>	<b>82,023</b>	<b>5.42%</b>
<b>6 Materials &amp; Supplies</b>						
Utilities	290,537	348,472	348,472	346,382	(2,090)	-0.60%
Instructional supplies, books & software	194,521	178,643	178,643	187,097	8,454	4.73%
Maintenance	52,172	77,000	77,000	89,840	12,840	16.68%
<b>Subtotal</b>	<b>537,230</b>	<b>604,115</b>	<b>604,115</b>	<b>623,319</b>	<b>19,204</b>	<b>3.18%</b>
<b>7 Equipment Purchases</b>	<b>78,373</b>	<b>53,780</b>	<b>53,780</b>	<b>56,250</b>	<b>2,470</b>	<b>4.59%</b>
<b>8 Other Educational Expenses</b>	<b>39,148</b>	<b>43,886</b>	<b>43,886</b>	<b>45,914</b>	<b>2,028</b>	<b>4.62%</b>
Excess Cost Reimbursement	(76,498)	(128,207)	(128,207)	(73,754)	54,453	-42.47%
Finance Committee Reductions				(100,000)		
<b>TOTAL BOARD OF EDUCATION</b>	<b>14,789,283</b>	<b>16,109,150</b>	<b>16,109,150</b>	<b>16,546,157</b>	<b>437,007</b>	<b>2.71%</b>

The proposed budget is broken down into five parts: **Capital Improvements, Debt Service, Contingency, Board of Selectmen and Board of Education**

	<b>Audited FY2023</b>	<b>Adopted FY2024</b>	<b>Proposed FY2025</b>	<b>Percentage Inc./Dec.</b>	<b>Percent of Total Budget</b>
Capital Improvements	\$ 564,290	\$ 492,380	\$ 826,250	67.81%	3.19%
Debt Service	\$ 1,040,821	\$ 1,426,168	\$ 1,372,934	-3.73%	5.31%
Board of Selectmen	\$ 5,849,518	\$ 6,774,081	\$ 7,077,758	4.48%	27.36%
Contingency	\$ -	\$ 25,000	\$ 50,000	100.00%	0.19%
Board of Education	\$ 14,789,283	\$ 16,109,150	\$ 16,546,157	2.71%	63.95%
<b>Total Dollars Appropriated</b>	<b>\$ 22,243,912</b>	<b>\$ 24,826,779</b>	<b>\$ 25,873,099</b>		

*Where the money will be spent*



**Board of Education Budgeted Summary**

	19/20	20/21	21/22	22/23	23/24	24/25
Board of Education Budget	\$ 13,875,128	\$ 14,813,305	\$ 14,868,914	\$ 15,158,666	\$ 16,109,150	\$ 16,546,157
Additional Grant Funding	\$ 944,490	\$ 717,494	\$ 731,785	\$ 569,406	\$ 751,281	\$ 774,654
<b>Total Board of Education Funding</b>	<b>\$ 14,819,618</b>	<b>\$ 15,530,799</b>	<b>\$ 15,600,699</b>	<b>\$ 15,728,072</b>	<b>\$ 16,860,431</b>	<b>\$ 17,320,811</b>
Choice Students	58	50	47	38	35	42
Columbia Students	54	51	40	22	16	18
Bolton Students	673	678	674	677	678	627
Other Non-resident (i.e. staff)	7	7	7	8	9	7
<b>Total Student Enrollment</b>	<b>792</b>	<b>786</b>	<b>768</b>	<b>745</b>	<b>738</b>	<b>694</b>
<b>Bolton Students attending magnet/voag*</b>	<b>25</b>	<b>25</b>	<b>33</b>	<b>36</b>	<b>39</b>	<b>54</b>

\*Includes students attending both Bolton and Magnet Schools. The magnet and voag enrollments include no cost to students such as Pre-k and those attending Hartford Magnet.

Note 1: Choice student tuition for FY2024 is \$10,000 per student based on having 4% CHOICE enrollment in the district.

Note 2: Columbia student tuition for FY2024 is \$14,230.75 per student.

Revenue from Columbia students are allocated as follows:

80% for the BHS building project bond and 20% to support the operating education budget.

# BOARD OF EDUCATION

## Projected Budget for Grants

### FY2025

FY2025		Categories						
Grant Name	Salaries/Benefits	Supplies	Technology	Prof./Purch.	Tuition	Grand Total	FTE	
				Services	Magnet/Voag			
IDEA 611 Grant	\$ 155,275	\$ 2,132		\$ 6,593		\$ 164,000	2.59	
IDEA 619 Grant		\$ 4,000				\$ 4,000	-	
Open Choice Grant	\$ 194,431	\$ 6,457	\$ 20,250	\$ 32,133	\$ 166,729	\$ 420,000	1.50	
SHEFF Grant	\$ 52,997	\$ 600		\$ 6,403		\$ 60,000	0.70	
TEAM Mentor Grant	\$ 800					\$ 800	-	
Title I Grant	\$ 6,200	\$ 900		\$ 16,900		\$ 24,000	-	
Title II Grant				\$ 10,000		\$ 10,000	-	
Title III Grant		\$ 900				\$ 900	-	
Title IV Grant		\$ 8,160		\$ 1,840		\$ 10,000	-	
State-OPEN Choice - Inc. Attendance Rate of Educational Enhancement Opportunities (SHEFF)		\$ 6,200		\$ 1,000		\$ 7,200	-	
<b>Grand Total</b>	<b>\$ 409,703</b>	<b>\$ 29,349</b>	<b>\$ 20,250</b>	<b>\$ 74,869</b>	<b>\$ 166,729</b>	<b>\$ 700,900</b>	<b>4.79</b>	

**Grant Assumptions:**

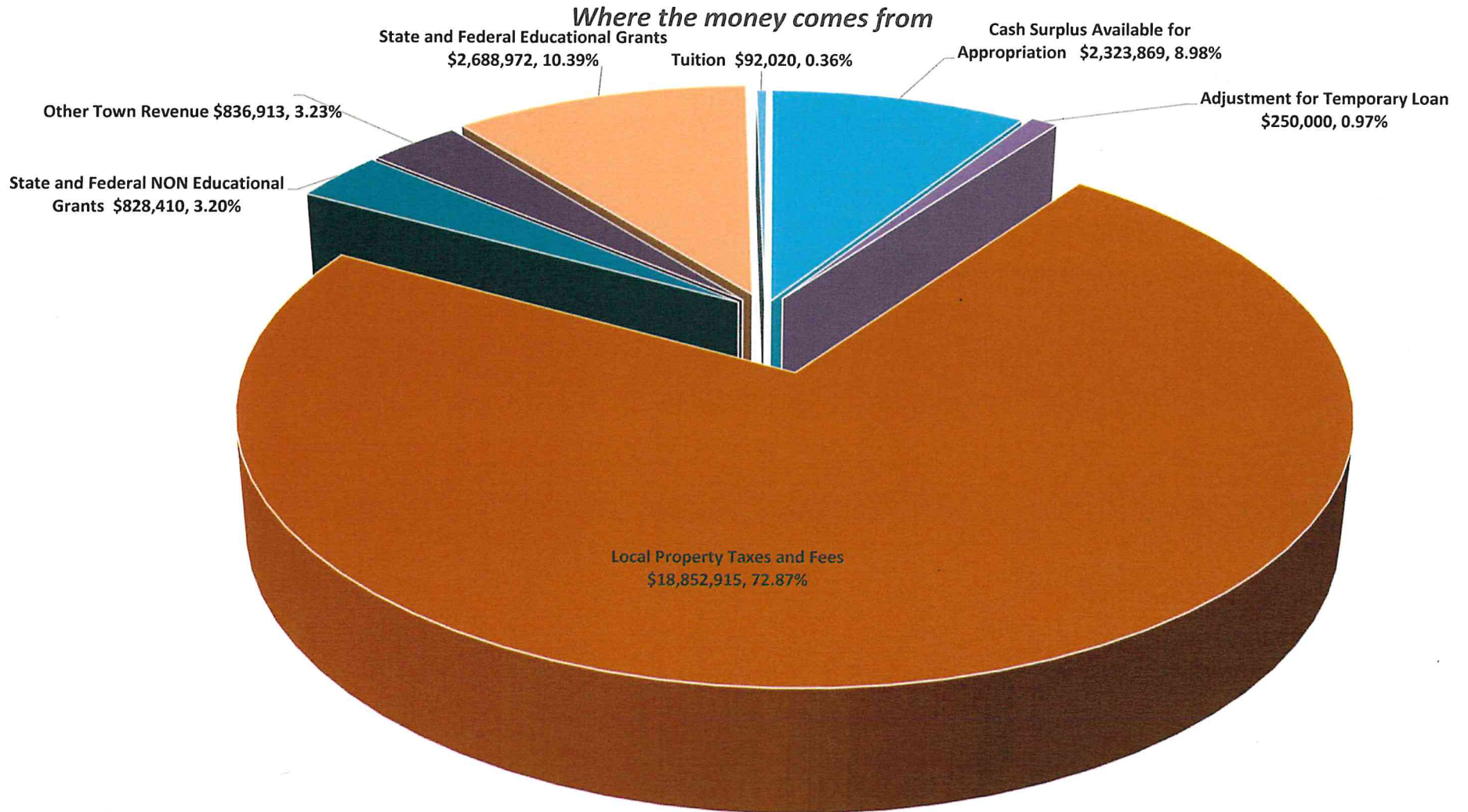
Listed are grants expected to be awarded for FY2025 and their projected uses. Amounts based on current awards  
 Open Choice grant estimated at 42 projected Choice students X \$10,000 = \$420,00.

Breakout of Federal/State Grants:

	<u>Projected FTE</u>	<u>Projected Amounts</u>
Total Federal Grants (Award period is typically 2 years)	2.59	\$ 212,900
Total State Grants (Award period is typically 1 year)	2.20	\$ 488,000
Excess Cost		<u>\$ 73,754</u>
<b>Total Projected Recurring Grants and Excess Cost</b>	<b>4.79</b>	<b>\$774,654</b>

## Where the money comes from

There are many sources of revenue for The Town of Bolton, though by far the largest is local property taxes. The other major source of revenue is from State and Federal grants.



### ***Bolton's referendum history***

<b>Year</b>	<b>2016</b>	<b>2017</b>	<b>2018</b>	<b>2019</b>	<b>2020</b>	<b>2021</b>	<b>2022</b>	<b>2023</b>
Referendum 1	Y-394 N-545	Y-394 N-496	Y-417 N-391	Y-451 N-362	N/A N/A	Y-267 N-461	Y-267 N-386	Y-579 N-556
Referendum 2	Y-457 N-476	Y-544 N-525				Y-267 N-457	Y-300 N-398	
Referendum 3	Y-551 N-498					Y-378 N-428	Y-359 N-406	
Referendum 4						Y-408 N-379	Y-438 N-415	

### ***Impact of proposed real estate and persoanl property tax budget on you***

<b>House Fair Market Value</b>	<b>\$200,000</b>	<b>\$300,000</b>	<b>\$400,000</b>	<b>\$500,000</b>	<b>\$600,000</b>	<b>\$700,000</b>	<b>\$800,000</b>
Assessed Value (70% of FMV)	\$140,000	\$210,000	\$280,000	\$350,000	\$420,000	\$490,000	\$560,000
Adopted FY24 Taxes (43.82 mil rate)	\$6,135	\$9,202	\$12,270	\$15,337	\$18,404	\$21,472	\$24,539
Proposed FY25 Taxes (32.74 mil rate)	\$4,584	\$6,875	\$9,167	\$11,459	\$13,751	\$16,043	\$18,334
Change in taxes per year	-\$1,551	-\$2,327	-\$3,103	-\$3,878	-\$4,653	-\$5,429	-\$6,205
Change in taxes per week	-\$29.83	-\$44.74	-\$59.67	-\$74.58	-\$89.48	-\$104.41	-\$119.32

### ***Impact of proposed vehicle tax budget on you***

<b>Motor Vehicle Fair Market Value</b>	<b>\$5,000</b>	<b>\$10,000</b>	<b>\$15,000</b>	<b>\$20,000</b>	<b>\$25,000</b>	<b>\$30,000</b>	<b>\$40,000</b>
Assessed Value (70% of FMV)	\$3,500	\$7,000	\$10,500	\$14,000	\$17,500	\$21,000	\$28,000
Adopted FY24 Taxes (32.46 mil rate)	\$114	\$227	\$341	\$454	\$568	\$682	\$909
Proposed FY25 Taxes (32.46 mil Rate)	\$114	\$227	\$341	\$454	\$568	\$682	\$909
Change in taxes per year	\$0	\$0	\$0	\$0	\$0	\$0	\$0
Change in taxes per week	\$0	\$0	\$0	\$0	\$0	\$0	\$0

## Town Capital Improvement Plan (CIP) FY2025 - FY2029

Town Projects	Prior Funds	FY2025	FY2026	FY2027	FY2028	FY2029	Total
1 Assessor's Office Re-Evaluation	\$ 17,571.51	\$ 11,000.00	\$ 11,000.00	\$ 11,000.00	\$ 11,000.00	\$ 11,000.00	\$ 72,571.51
2 Buildings & Grounds Gator ATV Vehicle	\$ -	\$ 20,000.00	\$ -	\$ -	\$ -	\$ -	\$ 20,000.00
3 Buildings & Grounds Mower & Attachment Replacements	\$ -	\$ -	\$ 70,000.00	\$ -	\$ -	\$ -	\$ 70,000.00
4 Buildings & Grounds Pickup Truck	\$ -	\$ -	\$ 73,000.00	\$ -	\$ -	\$ -	\$ 73,000.00
5 Buildings & Grounds Scag Mowers Replacement	\$ 16,000.00	\$ 2,000.00	\$ 18,000.00	\$ -	\$ 18,000.00	\$ -	\$ 54,000.00
6 Fire Commission Strategic Plan	\$ -	\$ 25,000.00	\$ -	\$ -	\$ -	\$ -	\$ 25,000.00
7 Firehouse Air Conditioner Replacements	\$ -	\$ -	\$ -	\$ -	\$ -	\$ 40,000.00	\$ 40,000.00
8 Fire Suppression Water Supply	\$ 288,079.00	\$ -	\$ -	\$ -	\$ -	\$ -	\$ 288,079.00
9 Firehouse Radio Communications	\$ 50,000.00	\$ -	\$ -	\$ -	\$ -	\$ -	\$ 50,000.00
10 Heritage Farm Restoration & Code Compliance	\$ 50,000.00	\$ -	\$ 75,000.00	\$ 100,000.00	\$ 100,000.00	\$ 100,000.00	\$ 425,000.00
11 Herrick Park Furnace	\$ -	\$ -	\$ 26,000.00	\$ -	\$ -	\$ -	\$ 26,000.00
12 Herrick Park Lodge Roof Replacement	\$ -	\$ -	\$ 28,000.00	\$ -	\$ -	\$ -	\$ 28,000.00
13 Herrick Park Soccer Fields	\$ 90,000.00	\$ 12,000.00	\$ -	\$ -	\$ -	\$ -	\$ 102,000.00
14 Herrick Park Reclaim Basket Court	\$ -	\$ -	\$ 29,325.00	\$ -	\$ -	\$ -	\$ 29,325.00
15 Highway 3/4 Ton Pickup Truck w/Plow	\$ -	\$ -	\$ 65,000.00	\$ -	\$ -	\$ 65,000.00	\$ 130,000.00
16 Highway Dump Truck	\$ -	\$ -	\$ -	\$ 220,000.00	\$ -	\$ -	\$ 220,000.00
17 Highway Roadside Mower	\$ -	\$ -	\$ -	\$ -	\$ -	\$ 202,000.00	\$ 202,000.00
18 Highway Excavator	\$ -	\$ 25,000.00	\$ 60,000.00	\$ -	\$ -	\$ -	\$ 85,000.00
19 Indian Notch Park Playscape	\$ -	\$ -	\$ -	\$ 63,500.00	\$ -	\$ -	\$ 63,500.00
20 Indian Notch Reclaim Basketball Court	\$ -	\$ 29,325.00	\$ -	\$ -	\$ -	\$ -	\$ 29,325.00
21 Memorial Park Reclaim Basketball Court	\$ -	\$ -	\$ 63,200.00	\$ -	\$ -	\$ -	\$ 63,200.00
22 Library Roof	\$ -	\$ -	\$ 35,000.00	\$ 30,000.00	\$ -	\$ -	\$ 65,000.00
23 Library Main Area Carpet	\$ -	\$ -	\$ -	\$ -	\$ -	\$ 23,000.00	\$ 23,000.00
24 Natural Gas Infrastructure	\$ -	\$ 30,000.00	\$ -	\$ -	\$ -	\$ -	\$ 30,000.00
25 Senior Center Paint and Wallpaper	\$ -	\$ -	\$ -	\$ -	\$ 29,000.00	\$ -	\$ 29,000.00
26 Senior Center Mini Van	\$ -	\$ -	\$ 50,000.00	\$ -	\$ -	\$ -	\$ 50,000.00
27 Town Clerk's Vault Floor	\$ -	\$ -	\$ 28,500.00	\$ -	\$ -	\$ -	\$ 28,500.00
28 Town Hall Sedan	\$ 32,000.00	\$ -	\$ -	\$ -	\$ -	\$ -	\$ 32,000.00
29 Town Hall Exterior Painting	\$ -	\$ -	\$ -	\$ -	\$ -	\$ 25,000.00	\$ 25,000.00
30 Town Hall Generator	\$ -	\$ -	\$ -	\$ -	\$ -	\$ 40,000.00	\$ 40,000.00
31 Town Hall Air Handlers	\$ -	\$ -	\$ -	\$ -	\$ -	\$ 22,000.00	\$ 22,000.00
32 NRMC South Wing Boiler	\$ -	\$ -	\$ -	\$ -	\$ -	\$ 25,000.00	\$ 25,000.00
33 NRMC Demolition	\$ 1,538,423.00	\$ 174,577.00	\$ -	\$ -	\$ -	\$ -	\$ 1,713,000.00
34 Modular Office	\$ 30,979.05	\$ 18,223.00	\$ 43,701.48	\$ 28,992.53	\$ -	\$ -	\$ 121,896.06
35 Town Wide Facility Study	\$ 75,000.00	\$ -	\$ -	\$ -	\$ -	\$ -	\$ 75,000.00
36 Grant Matches	\$ 100,000.00	\$ 50,000.00	\$ -	\$ -	\$ -	\$ -	\$ 150,000.00
37 Planning & Implementing Impr. To Town Fac., Infas. & Oper	\$ -	\$ 225,000.00	\$ -	\$ -	\$ -	\$ -	\$ 225,000.00
<b>Town Subtotal</b>	<b>\$ 2,288,052.56</b>	<b>\$ 622,125.00</b>	<b>\$ 675,726.48</b>	<b>\$ 453,492.53</b>	<b>\$ 158,000.00</b>	<b>\$ 553,000.00</b>	<b>\$ 4,750,396.57</b>



