

STATEMENT OF CONFIDENTIALITY AND OWNERSHIP

All of the analyses, findings, data, and recommendations contained within this report are the exclusive property of The Town of Bolton.

As required by the Code of Ethics of the National Council on Public Polls and the United States Privacy Act of 1974, GreatBlue Research, Inc. maintains the anonymity of respondents to surveys the firm conducts. No information will be released that might, in any way, reveal the identity of the respondent.

Moreover, no information regarding these findings will be released without the express written consent of an authorized representative of The Town of Bolton.

TABLE OF CONTENTS

SECTION 1

Introduction Page 3

SECTION 2

Methodology Page 4

SECTION 3

Highlights Page 5

SECTION 4

Summary of Findings Page 9

Quality of life..... 9
Town services 12
Government 13
Open spaces and protecting resources..... 16
Managing development and upcoming projects..... 17
Demographics 18

SECTION 5

Appendix Page 20

Survey Instrument

INTRODUCTION

GreatBlue Research, Inc. (GreatBlue) is pleased to present the results to a *2014 Residential Survey*.

The survey included interviews with 169 residents living in Bolton, CT.

The survey began with a screener to ensure eligibility. Respondents qualified to answer the survey if they were one of the heads of their household and eighteen years of age or older.

This report summarizes statistics collected from 100 resident interviews conducted between August 13th and August 20th, 2014 and an additional 69 online interviews conducted throughout the month of September.

The *2014 Residential Survey* included the following areas for investigation:

- Residents' overall satisfaction with town services (i.e. parks and recreation, public transportation, new developments, the school system, safety, tax expenditures);
- Perceptions of the current quality of life;
- Opinions of any upcoming, potential major projects;
- Preferred methods of communication;
- Satisfaction and awareness of government services;
- Reasons why people choose a particular municipality, what they like, changes they would like to see; and
- Demographics.

Following this Introduction, Section II contains and explains the methodologies employed in completing this *2014 Residential Survey*, the margin for error and the confidence level for the statistics collected.

Section III contains data tables presenting 2014 data for each question both in the composite form as well as segmented by method of capture (telephone and web).

Section IV is Appendix I containing a copy of the survey instrument utilized.

METHODOLOGY

GreatBlue research staff completed 169 surveys using a quantitative design among residents living in Bolton. Respondents were eighteen years of age or older and one of the heads of their household. The Town of Bolton provided GreatBlue with an updated list of its registered voters.

Survey input was provided by the Town of Bolton team and actual wording of each question may be found in the Appendix of this report.

Survey design at GreatBlue is a careful, deliberative process to ensure fair, objective and balanced surveys. Staff members, with years of survey design experience, edit out any bias. Further, all scales used by GreatBlue (either numeric, such as one through ten, or wording such as strongly agree, somewhat agree, somewhat disagree or strongly disagree) are balanced evenly. And, placement of questions is carefully accomplished so that order has minimal impact.

Residents were contacted between 5:00 p.m. and 9:00 p.m. weekdays. The survey was conducted between August 13th and August 20th, 2014. In addition, residents had the ability to access the survey online throughout the month of September

GreatBlue used a callback procedure to ensure the randomness of the sample and to reduce non-response bias. When a randomly selected resident was not available during the first telephone contact, additional callbacks were made in order to complete the interview. A demographic profile of respondents may also be found in the Appendix of this report.

All interviews were conducted from GreatBlue headquarters located in Cromwell, Connecticut. All facets of the study were completed by GreatBlue's staff. These aspects included: survey design, sample design, pre-test, fielding, coding, data entry, editing, validation, verification, computer analysis, analysis and report writing.

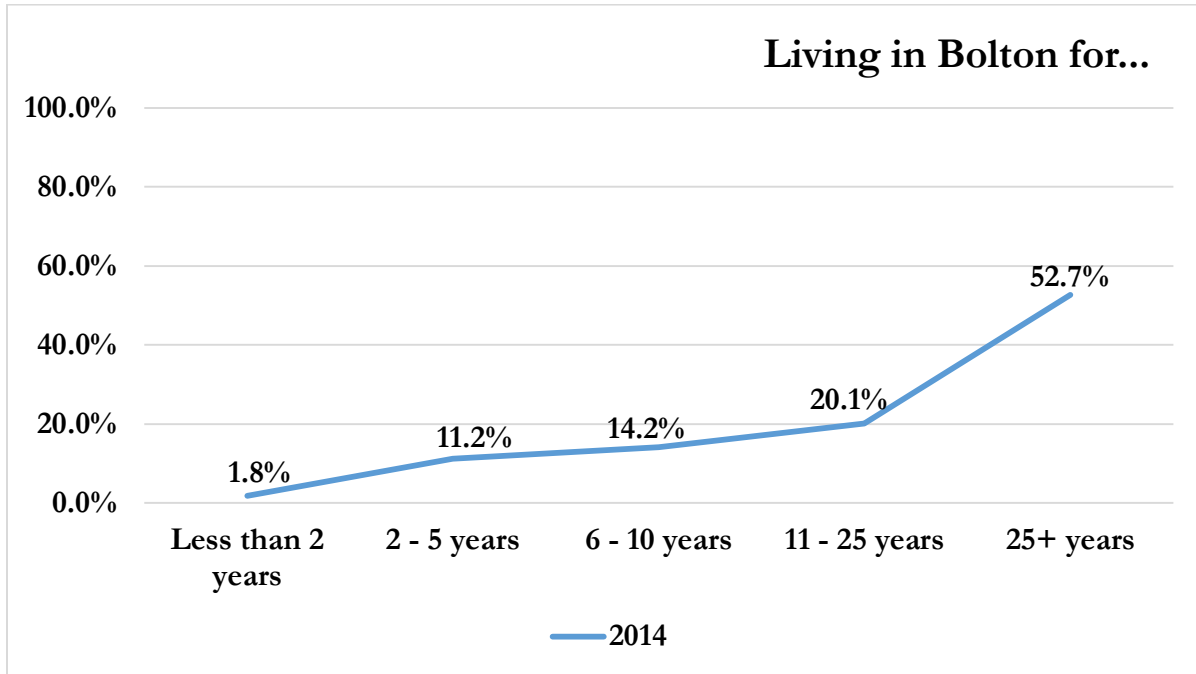
Statistically, a sample of 169 surveys represents a margin for error of +/-7.5% at a 95% confidence level.

In theory, a sample of 169 residents will differ no more than +/-7.5% than if all Bolton residents were contacted and included in the survey. That is, if random probability sampling procedures were reiterated over and over again, sample results may be expected to approximate the larger population values within plus or minus 7.5% -- 95 out of 100 times.

HIGHLIGHTS

QUALITY OF LIFE

- Almost three-quarters of respondents (72.8%) reported living in Bolton for 11 years or more. Half of respondents (52.7%) have been living in Bolton for at least 25 years. This suggests a high level of commitment to the Town of Bolton.



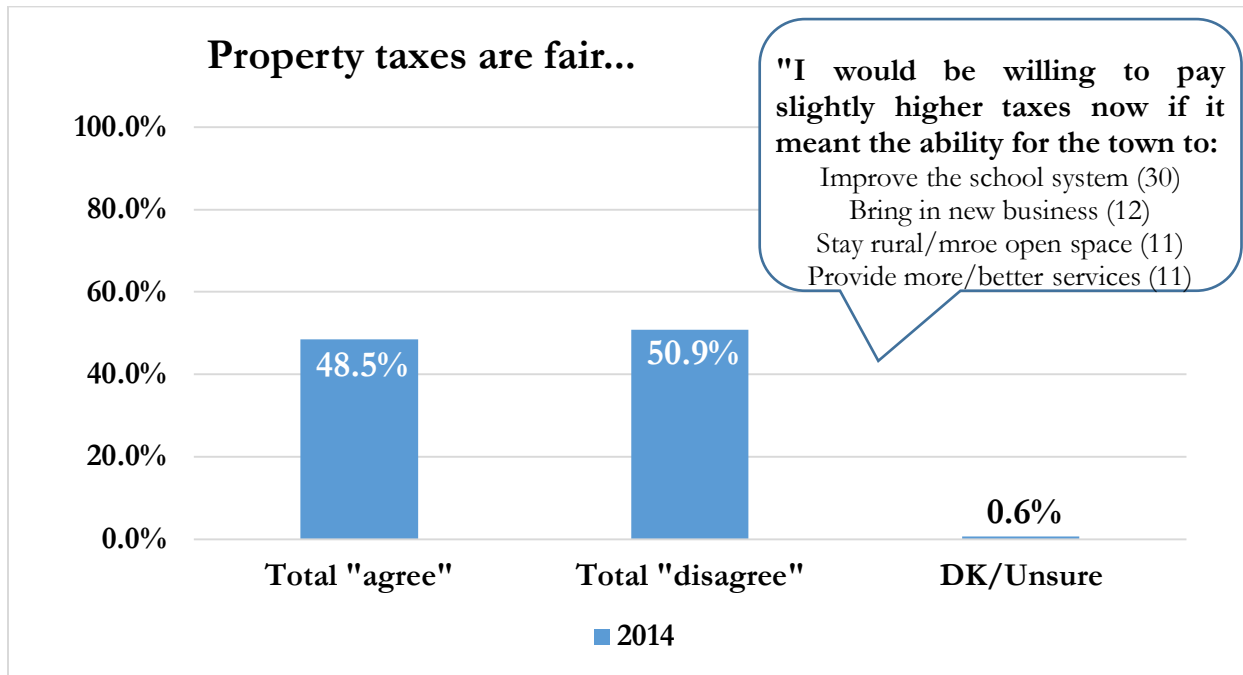
- All respondents (100.0%) reported the overall quality of life in Bolton is either “very good” (58.0%) or “good” (42.0%).
 - While this is impressive, two-thirds of respondents (67.5%) reported that quality of life has shown “no change.” Efforts should be made to show residents that quality of life is “improving.”
- The most important characteristics of Bolton in contributing to a positive quality of life were largely related to the character of the town, including, but not limited to, town services:
 - Peace and quiet (99.4%);
 - Small town character (97.6%);
 - Open space (96.4%);
 - School system (95.9%);
 - Police, Fire Protection & Emergency (95.3%); and
 - Taxes (95.3%).

TOWN SERVICES

- The overwhelming majority of respondents (97.6%) agreed that “Bolton’s fire services are adequate.” While still strong, a slightly lower percentage of respondents (79.9%) agreed that “Bolton’s police services are adequate.” Efforts should be made to either improve police services or improve the perception of police services.

GOVERNMENT

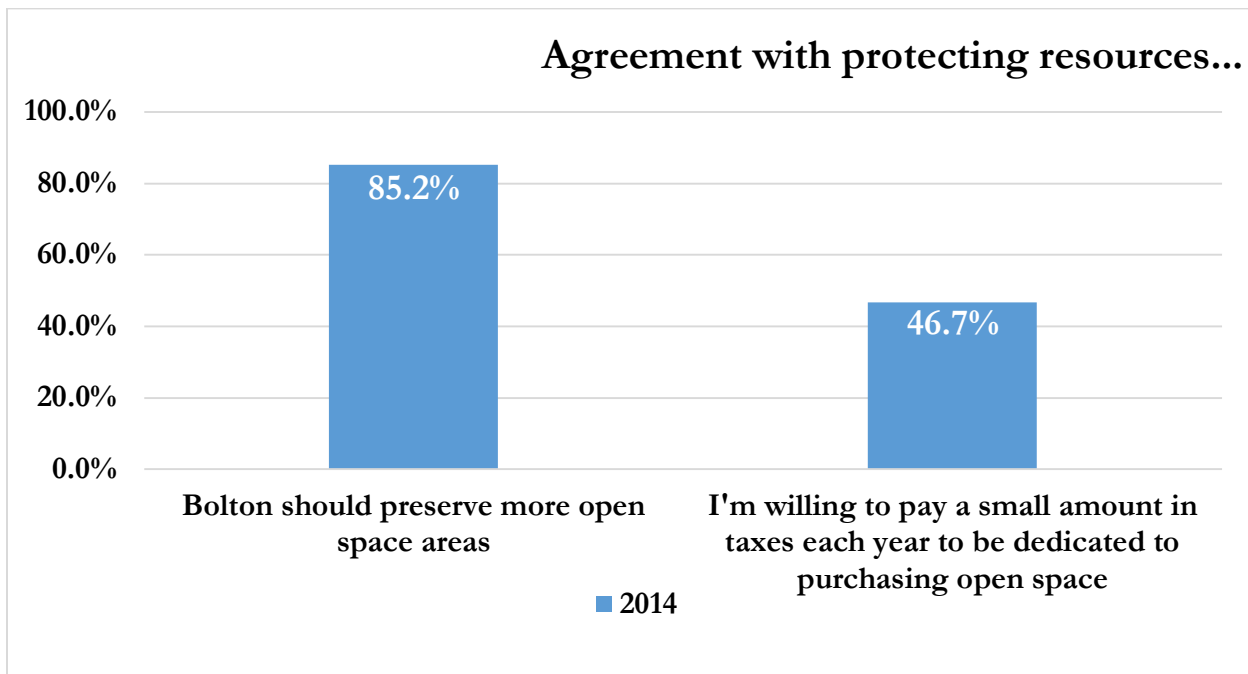
- An even divide was reported by respondents who “agreed” the property taxes are fair (48.5%) and those who “disagreed” (50.9%)
 - While 49.7% of respondents would not provide the Town with an option that would make them willing to pay higher taxes, others requested that Bolton “improve the school system” (17.8%), “bring in new business” (7.1%), or “stay rural/mroe open space” (6.5%) in order to pay higher taxes.



- In further support of this, while the majority of respondents (85.8%) agreed with the statement that “the Town of Bolton provides the range of services needed in the community,” only 16.6% reported they “strongly agree.” This may suggest that while a variety of services are offered, each individual service may have some areas of improvement.

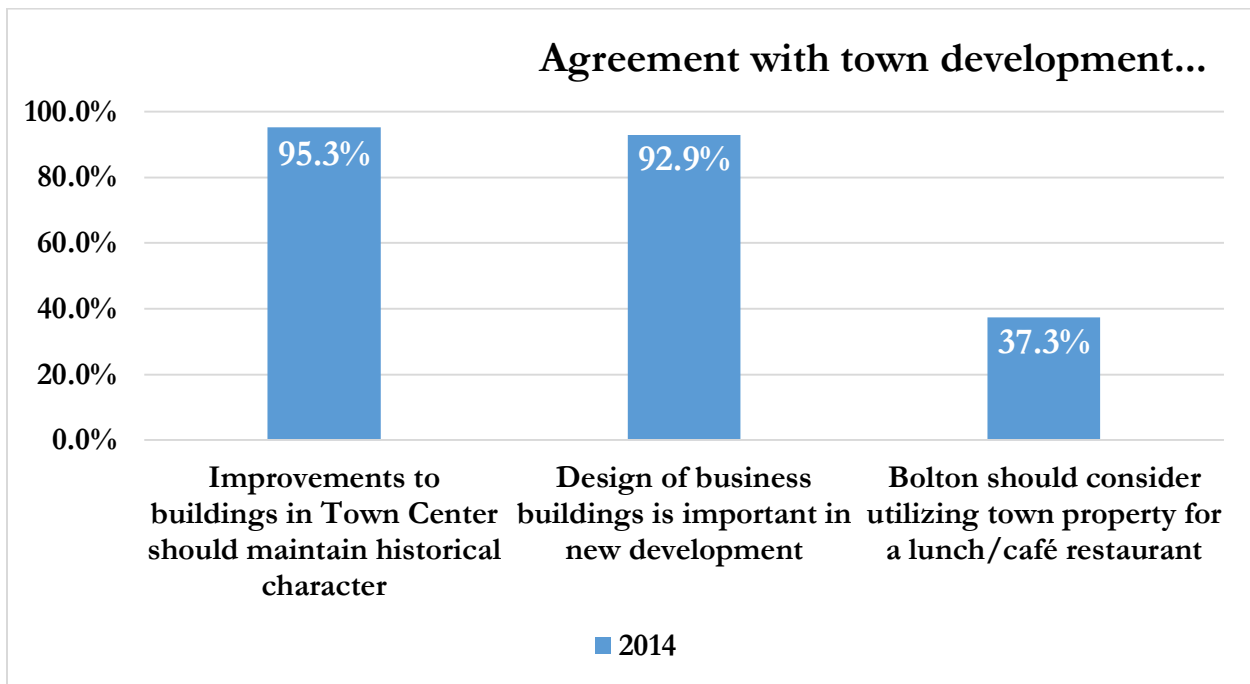
OPEN SPACES & PROTECTING RESOURCES

- When respondents were read a list of statements about protecting resources that are important to the community, the majority of respondents (85.2%) agreed that “Bolton should strive to preserve more open space areas.”
- However, less than half of respondents (46.7%) agreed that they “would be willing to pay a small amount each year on taxes which would be dedicated to purchasing open space.”
 - This suggests that residents believe the current amount of available open space should be preserved. However, they may not see a need to increase the amount of open space.



MANAGING DEVELOPMENT & UPCOMING PROJECTS

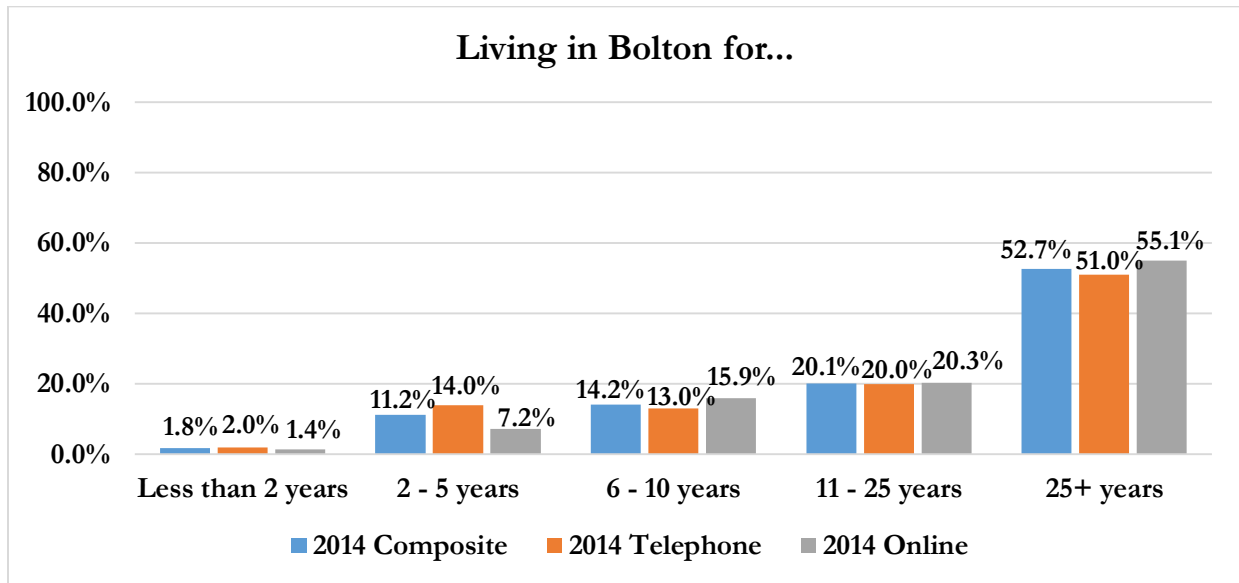
- When read a list of statements about balancing the Town development with current appeal and character of the town, almost all respondents (95.3%) were in agreement that “any improvements to the buildings in the Town Center where the Town Hall is should strive to maintain the historical character of the area.”
- The large majority of respondents (92.9%) also agreed that “the design of business buildings is an important consideration in any new development in Bolton.”
- This is further supported by the fact that only one-quarter of respondents (37.3%) agreed that “Bolton should consider utilizing town property for a lunch/café restaurant” as part of the Town Center.
 - Based on this feedback, should there be upcoming projects involving a lunch/café restaurant to be built in the Town Center, the design of the restaurant should reflect the historical character.



DATA TABLES

QUALITY OF LIFE

Respondents were initially asked how long they have been living in Bolton. As presented below, almost three-quarters of respondents (72.8%) reported living in Bolton for at least “11 to 25 years” (20.1%) or “25 years or more” (52.7%). This suggests a high level of commitment to the town of Bolton.



Next, researchers asked respondents the reasons why they first chose to live in Bolton.

The table below presents the results. Multiple responses were accepted.

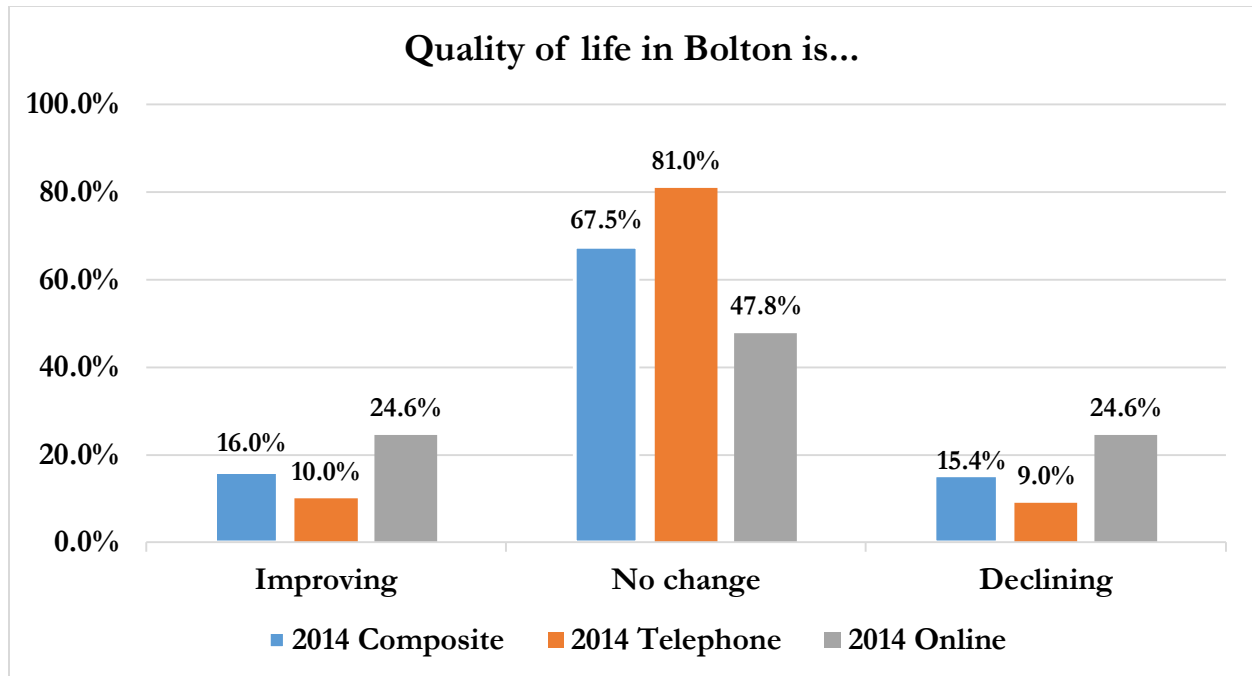
<i>Reason why...</i>	<i>2014 Composite (N=169)</i>	<i>2014 Telephone (N=100)</i>	<i>2014 Online (N=69)</i>
Location	41.4%	29.0	59.4
Community amenities (education system/recreational facilities)	31.4	27.0	37.7
Community reputation	12.4	16.0	7.2
Housing (nice house/affordable)	14.8	15.0	14.5
Community appearance (town character/rural feeling)	30.2	11.0	58.0
Birthplace, family nearby	17.2	11.0	26.1
Neighborhood (nice neighborhood)	11.2	5.0	20.3
Other	---	---	---
DK/unsure	0.6	---	1.4

Impressively, all of the respondents (100.0%) reported the overall quality of life in Bolton is either “very good” (58.0%) or “good” (42.0%).

<i>Overall quality of life in Bolton...</i>	<i>2014 Composite (N=169)</i>	<i>2014 Telephone (N=100)</i>	<i>2014 Online (N=69)</i>
Very good	58.0%	58.0	58.0
Good	42.0	42.0	42.0
Poor	---	---	---
Very poor	---	---	---
DK/refused	---	---	---
Total “good”	100.0	100.0	100.0
Total “poor”	---	---	---

In a follow-up question, respondents were asked to indicate whether they thought the quality of life in Bolton is improving, not changing, or declining. Two-thirds of all respondents (67.5%) reported the quality of life has shown “no change;” while 81.0% of phone respondents reported “no change” in the quality of life.

While “no change” may be neutral, there is equal opportunity for those 67.5% of respondents to convert to “improving” or “declining,” thus efforts should be made to convert the “no change” respondents to “improving” respondents.



In an open-ended response format, respondents were asked to describe the most important issue they felt was facing the Town of Bolton today.

The most frequently reported issues were “taxes” (46.7%) and the “school system” (21.3%).

<i>Most important issue facing Bolton...</i>	<i>2014 Composite (N=169)</i>	<i>2014 Telephone (N=100)</i>	<i>2014 Online (N=69)</i>
Taxes	46.7%	44.0	50.7
School system	21.3	28.0	11.6
Lack of business/business development	8.9	6.0	13.0
The budget	4.7	5.0	4.3
Lack of police presence/safety	2.4	4.0	---
The lake	1.8	3.0	---
Roads	1.8	2.0	1.4
Increasing grand list/property value	1.2	2.0	---
Lack of population growth	2.4	2.0	2.9
Other	1.2	2.0	---
No senior housing	2.4	1.0	4.3
Snow removal	0.6	1.0	---
Preserving town character/preventing over development	3.0	---	7.2
Don't know/refused	1.8	---	4.3

Next, respondents were asked to rate services or characteristics in Bolton on how important each are in contributing to a **positive quality of life**. The table below presents the total “important” ratings of one (1), meaning “very important,” and two (2), meaning “somewhat important.”

Impressively, six (6) of the thirteen (13) characteristics received a rating of at least 95.0%. The three (3) most important characteristics were largely comprised of the environment of living in Bolton (i.e., town character, open space, peace and quiet); while the least important characteristics are secondary needs that aren't necessary to exist in a town (i.e., shops, stores and restaurants).

<i>Characteristic of Bolton...</i>	<i>2014 Composite (N=169)</i>	<i>2014 Telephone (N=100)</i>	<i>2014 Online (N=69)</i>
Peace and quiet	99.4%	100.0	98.6
Small town character	97.6	99.0	95.7
Open space	96.4	97.0	95.7
School system	95.9	99.0	91.3
Police, Fire Protection & Emergency services	95.3	100.0	88.4
Taxes	95.3	100.0	88.4
Quality of housing	94.1	98.0	88.4
Scenic roads and views	93.5	95.0	91.3
Town Services	92.9	100.0	82.6
Cost of housing	92.9	100.0	82.6
Proximity to work	65.7	69.0	60.9
Stores/Shopping areas	64.5	72.0	53.6
Restaurants	50.3	50.0	50.7

TOWN SERVICES

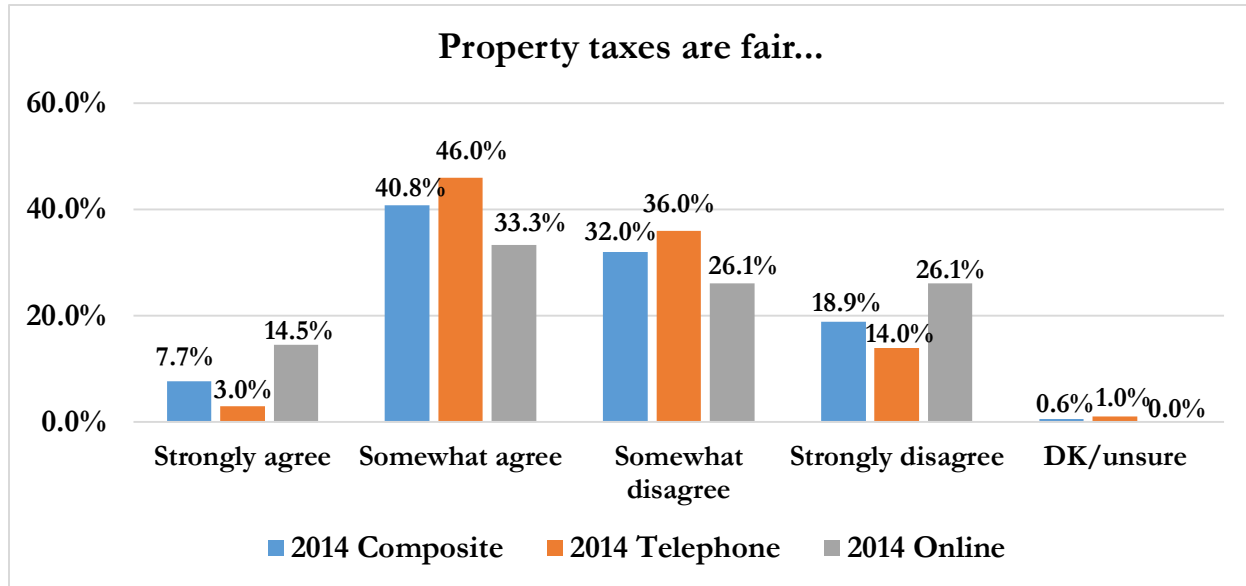
Thinking about a variety of Town services provided in Bolton, respondents were then asked to indicate how strongly they agree with each.

As presented in the following table, the highest level of respondents (97.6%) agreed that “Bolton’s fire services are adequate.” The lowest level of agreement was reported for the statement “There is adequate space in Town buildings for public meetings, staff meetings, senior services or social services and recreation” (76.3%).

<i>Town services...</i>	<i>2014 Composite (N=169)</i>	<i>2014 Telephone (N=100)</i>	<i>2014 Online (N=69)</i>
Bolton’s fire services are adequate	97.6%	98.0	97.1
Bolton’s highway department does a good job	95.9	97.0	94.2
Bolton’s police services are adequate	79.9	85.0	72.5
There is adequate space in Town buildings for public meetings, staff meetings, senior services or social services and recreation	76.3	91.0	55.1

GOVERNMENT

When asked about the fairness of property taxes for the services provided by Bolton, slightly less than half of respondents (48.5%) reported they either “strongly agree” (7.7%) or “somewhat agree” (40.8%) that the taxes are fair. The other half of respondents (50.9%) reported they either “somewhat disagree” (32.0%) or “strongly disagree” (18.9%).

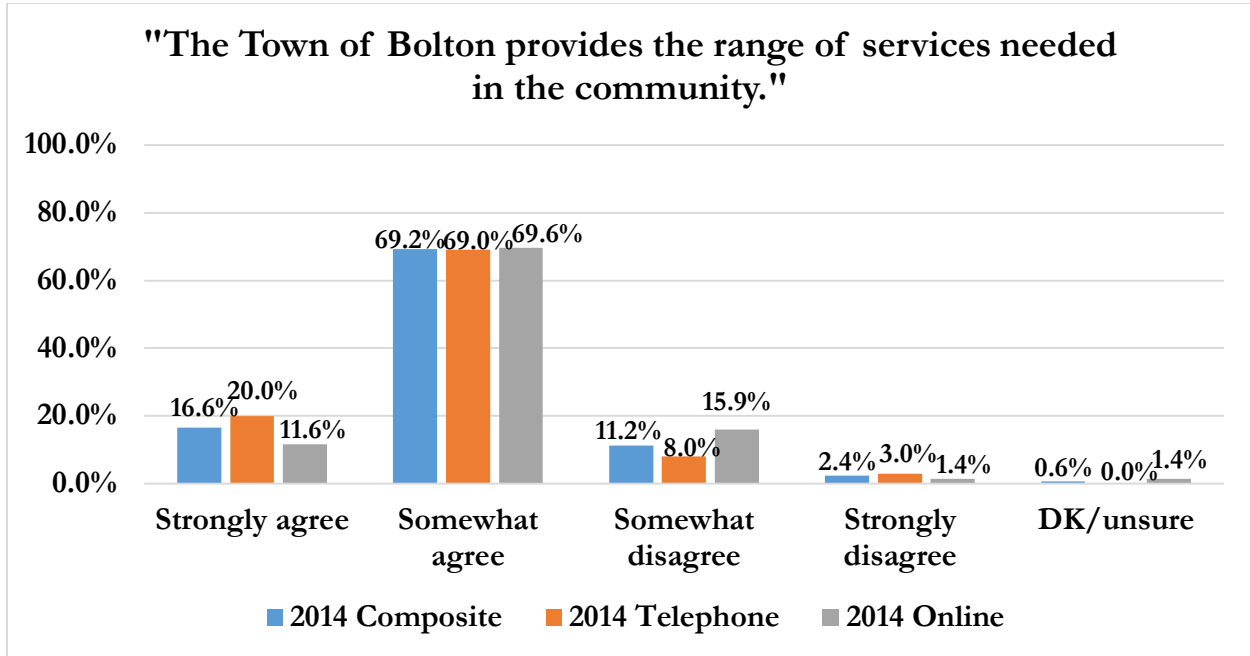


Respondents were then read the following statement: “I would be willing to pay slightly higher taxes now if it meant the ability for the town to _____.” and asked to fill in the blank

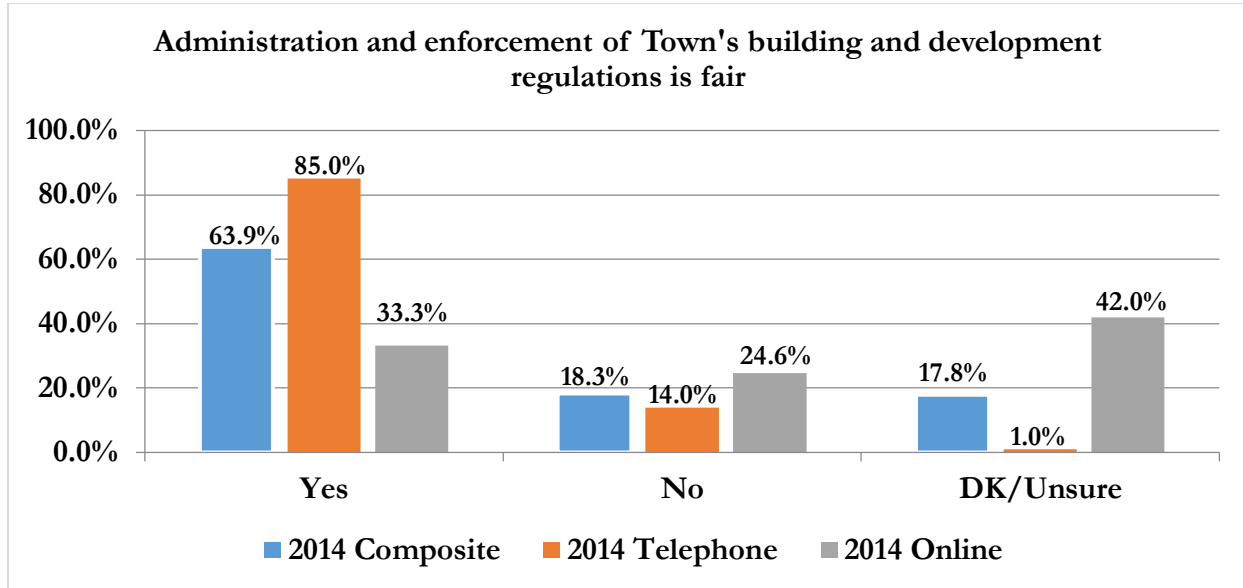
While 49.7% of respondents “wouldn’t complete the statement,” the most frequently reported willingness to pay higher taxes would be if the Town had the ability to “improve the school system” (17.8%). The responses reported below may help convert the respondents who “disagree” that taxes are fair.

Willing to pay higher taxes if...	2014 Composite (N=169)	2014 Telephone (N=100)	2014 Online (N=69)
I wouldn’t complete that statement	49.7%	61.0	33.0
Improve the school system	17.8	14.0	23.2
Bring in new business	7.1	6.0	8.7
Provide more/better services	6.5	6.0	7.2
Stay rural/more open space	6.5	3.0	11.6
Don’t know/unsure	5.3	---	13.0
Improve the roads/sidewalks	1.8	3.0	---
Increase the police service	1.8	3.0	---
Provide senior housing	1.8	1.0	2.9
Develop a better park system	0.6	1.0	---
Divide the taxes into two parts	0.6	1.0	---
Improve sewer system	0.6	1.0	---

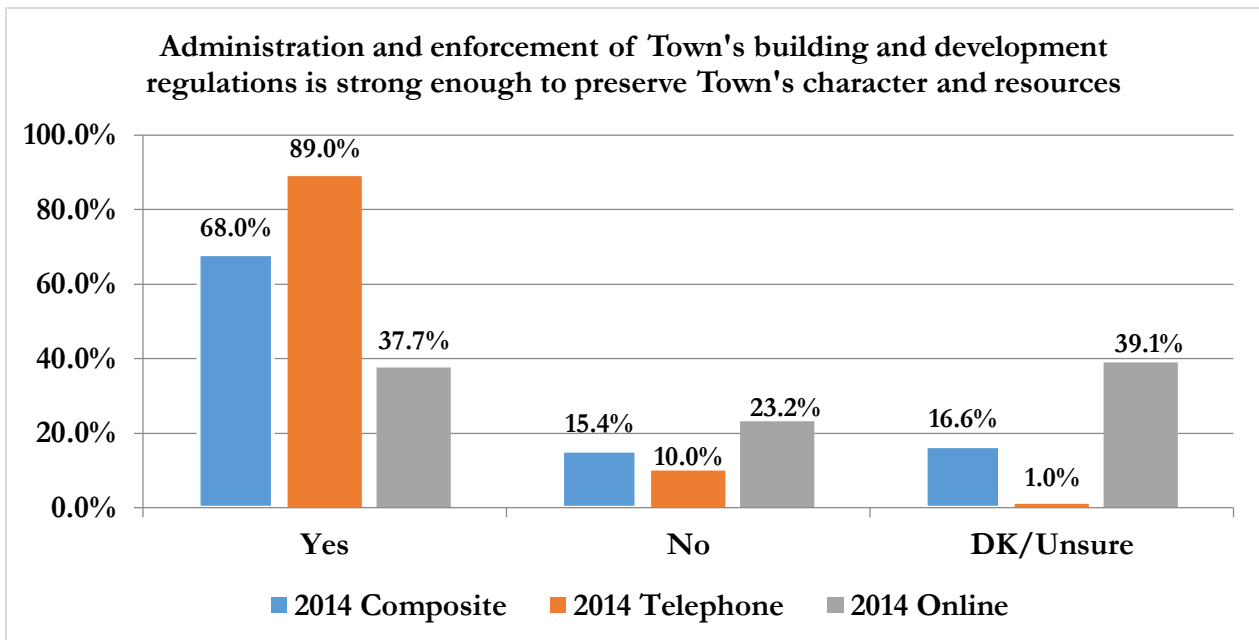
Respondents were also read the following statement: “*The Town of Bolton provides the range of services needed in the community.*” When asked to indicate their level of agreement with the statement, the majority of respondents (85.8%) reported they either “strongly agree” (16.6%) or “somewhat agree” (69.2%).



When asked if they felt the administration and enforcement of the Town’s building and development regulations is fair, more than three-fifths of respondents (63.9%) reported “yes” it is.



In a similar question, respondents were asked to indicate if they believed the administration and enforcement of the Town’s building and development regulations is strong enough to preserve the Town’s character and resources. A similar percentage of respondents (68.0%) reported “yes.”



It is important to note, that a much higher percentage of online respondents provided “don’t know/unsure” responses to the previous two questions. This may imply a difficulty understanding the context of the question, without the aid of a researcher.

OPEN SPACES & PROTECTING RESOURCES

All respondents were then read a list of statements about protecting resources that are important to the community and asked to indicate how strongly they agree with each.

More than four-fifths of respondents (85.2%) agreed that “Bolton should strive to preserve more open space areas.” However, the statement which received the least agreement was “I would be willing to pay a small amount each year on taxes which would be dedicated to purchasing open space” with less than half (46.7%) of respondents agreeing.

This may suggest that residents are satisfied with the amount of open space already available and want them to be preserved. However, they may not feel an increase in the amount of open space is needed.

<i>Community...</i>	<i>2014 Composite (N=169)</i>	<i>2014 Telephone (N=100)</i>	<i>2014 Online (N=69)</i>
Bolton should strive to preserve more open space areas.	85.2%	84.0	87.0
Bolton should strive to interconnect open spaces into continuous greenbelt areas with public trails.	79.9	77.0	84.1
Bolton should have more community events and activities to involve residents.	79.3	83.0	73.9
I would be willing to pay a small amount each year on taxes which would be dedicated to purchasing open space.	46.7	33.0	66.7

MANAGING DEVELOPMENT & UPCOMING PROJECTS

Finally, respondents were read a list of statements about balancing Town development with the current appeal and character of the Town as it stands. They were asked to indicate how strongly they agree with each.

Almost all respondents agreed that “any improvements to the buildings in the Town Center where the Town Hall is should strive to maintain the historical character of the area” (95.3%) and “the design of business buildings is an important consideration in any new development in Bolton” (92.9%).

However, less than two-fifths (37.3%) agreed that “Bolton should consider utilizing town property for a lunch/café restaurant” in the Town Center. This is supported by the previous low level of importance of “restaurants” contributing to the positive quality of life.

<i>Managing development...</i>	<i>2014 Composite (N=169)</i>	<i>2014 Telephone (N=100)</i>	<i>2014 Online (N=69)</i>
Any improvements to the buildings in the Town Center where the Town Hall is should strive to maintain the historical character of the area.	95.3%	97.0	92.8
The design of business buildings is an important consideration in any new development in Bolton.	92.9	96.0	88.4
Bolton should look at ways to encourage more business development <i>along</i> Routes 44 & 6.	84.0	80.0	89.9
Bolton should look at ways to get more business development in areas <i>other than</i> Route 44 & 6.	62.7	65.0	59.4
As part of the Town Center, Bolton should consider utilizing town property for a lunch/café restaurant.	37.3	26.0	53.6

DEMOGRAPHICS

<i>Age...</i>	<i>2014 Composite (N=169)</i>	<i>2014 Telephone (N=100)</i>	<i>2014 Online (N=69)</i>
25 to 34	1.8%	2.0	1.4
35 to 44	11.8	8.0	17.4
45 to 54	20.1	19.0	21.7
55 to 64	29.0	31.0	26.1
65 to 74	22.5	23.0	21.7
75 to 84	13.0	14.0	11.6
85 or over	1.8	3.0	---

<i>Own or rent current residence...</i>	<i>2014 Composite (N=169)</i>	<i>2014 Telephone (N=100)</i>	<i>2014 Online (N=69)</i>
Own	95.9%	95.0	97.1
Rent	4.1	5.0	2.9
Don't know/refused	---	---	---

<i>Children currently in household under the age of 18...</i>	<i>2014 Composite (N=169)</i>	<i>2014 Telephone (N=100)</i>	<i>2014 Online (N=69)</i>
None	73.4%	76.0	69.6
1 child	8.9	9.0	8.7
2 children	12.4	10.0	15.9
3 children or more	4.8	5.0	4.3
Refused	0.6	---	1.4

<i>Current employment status...</i>	<i>2014 Composite (N=169)</i>	<i>2014 Telephone (N=100)</i>	<i>2014 Online (N=69)</i>
Working full-time	50.9%	47.0	56.5
Working part-time	11.9	10.0	13.0
Student	---	---	---
Retired	32.0	37.0	24.6
Unemployed – looking for work	1.2	1.0	1.4
Unemployed – not looking for work	---	---	---
Unemployed – unable to work because of disability	---	---	---
Homemaker	4.1	5.0	2.9
Don't know/unsure/other	0.6	---	1.4

<i>Gender...</i>	<i>2014 Composite (N=169)</i>	<i>2014 Telephone (N=100)</i>	<i>2014 Online (N=69)</i>
Male	47.9%	50.0	44.9
Female	52.1	50.0	55.1

42. Finally are there any thoughts you would like to share with the Town of Bolton before we conclude today?

<i>Final thoughts...</i>	<i>2014 Composite (N=169)</i>	<i>2014 Telephone (N=100)</i>	<i>2014 Online (N=69)</i>
None	46.7%	61.0	26.1
Excellent place to live/nice town	9.5	16.0	---
Improve/maintain the school system	4.1	4.0	4.3
More/better services	3.6	3.0	4.3
Very good school system	1.2	2.0	---
Maintain the lake/keep it open longer	1.2	2.0	---
Lower the taxes	5.9	2.0	11.6
Keep it rural/small town	4.1	2.0	7.2
Improved zoning enforcement	2.4	2.0	2.9
Happy the town is conducting the survey	3.6	2.0	5.8
Switch to "town manager" type of government	0.6	1.0	---
Incorporate a full-time fire department	0.6	1.0	---
Improve the roads	0.6	1.0	---
Bring more culture to the town	0.6	1.0	---
Develop a targeted, modest plan for business development	7.7	---	18.8
Senior services/housing	1.2	---	2.9
Consider restructuring certain parts of government	3.6	---	8.7
Work to preserve open space/protect natural resources	3.0	---	7.2

APPENDIX II

INTERPRETATION OF AGGREGATE RESULTS

The computer processed data for this survey is presented in the following frequency distributions. It is important to note that the wordings of the variable labels and value labels in the computer-processed data are largely abbreviated descriptions of the Questionnaire items and available response categories.

The frequency distributions include the category or response for the question items. Responses deemed not appropriate for classification have been grouped together under the “Other” code.

The “NA” category label refers to “No Answer” or “Not Applicable.” This code is also used to classify ambiguous responses. In addition, the “DK/RF” category includes those respondents who did not know their answer to a question or declined to answer it. In many of the tables, a group of responses may be tagged as “Missing” – occasionally, certain individual’s responses may not be required to specific questions and thus are excluded. Although when this category of response is used, the computations of percentages are presented in two (2) ways in the frequency distributions: 1) with their inclusion (as a proportion of the total sample), and 2) their exclusion (as a proportion of a sample sub-group).

Each frequency distribution includes the absolute observed occurrence of each response (i.e. the total number of cases in each category). Immediately adjacent to the right of the column of absolute frequencies is the column of relative frequencies. These are the percentages of cases falling in each category response, including those cases designated as missing data. To the right of the relative frequency column is the adjusted frequency distribution column that contains the relative frequencies based on the legitimate (i.e. non-missing) cases. That is, the total base for the adjusted frequency distribution excludes the missing data. For many Questionnaire items, the relative frequencies and the adjusted frequencies will be nearly the same. However, some items that elicit a sizable number of missing data will produce quite substantial percentage differences between the two columns of frequencies. The careful analyst will cautiously consider both distributions.

The last column of data within the frequency distribution is the cumulative frequency distribution (Cum Freq). This column is simply an adjusted frequency distribution of the sum of all previous categories of response and the current category of response. Its primary usefulness is to gauge some ordered or ranked meaning.

TOWN OF BOLTON

Community Survey
July 2014 – Final

Researcher: _____ Date: _____

Time start: _____ CB: _____

Time end: _____ Supervisor: _____

Hello, my name is _____. I am a research assistant at GreatBlue Research, a market research firm in nearby Cromwell, CT. We are calling on behalf of the Town of Bolton. We are talking to residents today about quality of life, conservation, open space, recreation and the Town Center. The Town is preparing a long-range plan for the community and is interested in the ideas and opinions of people like you. This is strictly a survey, we have nothing to sell.

1. Are you eighteen years of age or older, a Bolton resident and one of the heads of your household?
 - 01 Yes (Continue)
 - 02 No (Ask for qualified respondent, if none, thank and terminate)

QUALITY OF LIFE

2. Please tell me approximately how long you have lived in Bolton? Would you say ...
 - 01 Less than two years
 - 02 Two to five years
 - 03 Six to ten years
 - 04 Eleven to twenty years
 - 05 More than twenty years
 - 06 Don't Know/Refused

3. Please tell me why you first chose to live in Bolton.
(RESEARCHERS: Do not read list & accept multiple responses)

- 01 Location
- 02 Community reputation
- 03 Community amenities (education system/recreational facilities)
- 04 Community appearance (town character/rural feeling)
- 05 Neighborhood (nice neighborhood)
- 06 Housing (nice house/affordable)
- 07 Birthplace, family nearby
- 08 Other: _____
- 09 DK/unsure

4. How would you rate the overall quality of life in Bolton? Is the overall quality of life ...
 - 01 Very good
 - 02 Good
 - 03 Poor
 - 04 Very poor
 - 05 Don't Know/Refused

5. Would you say, overall, the quality of life in Bolton is...
 - 01 Improving
 - 02 No change
 - 03 Declining
 - 04 Don't know/Refused

6. What do you feel is the **MOST IMPORTANT ISSUE** facing the Town of Bolton **TODAY**?
 - 01 _____.
 - 02 Don't Know/Refused

Please think for a moment about the following services or characteristics here in Bolton. How important would you say the following are in contributing to a **positive quality of life** in the Town of Bolton for you and your household? Please indicate how important the following characteristics are using a scale of very important, somewhat important, somewhat unimportant, or not at all important.

	Very Important	Somewhat important	Somewhat unimportant	Not at all Important	Don't know/refused
7. Small town character	01	02	03	04	05
8. Scenic roads and views	01	02	03	05	06
9. Open space	01	02	03	05	06
10. School system	01	02	03	05	06
11. Stores/Shopping areas	01	02	03	05	06
12. Proximity to work	01	02	03	05	06
13. Police, Fire Protection & Emergency Services	01	02	03	05	06
14. Town Services	01	02	03	05	06
15. Restaurants	01	02	03	05	06
16. Quality of housing	01	02	03	05	06
17. Peace and quiet	01	02	03	05	06
18. Cost of housing	01	02	03	05	06
19. Taxes	01	02	03	05	06

TOWN SERVICES

Now, please think about a variety of Town Services provided in Bolton. I am going to read you a brief list of statements and please indicate how strongly you agree with each. Would you say you strongly agree, somewhat agree, somewhat disagree or strongly disagree with the following.

Community...	Strongly Agree	Somewhat agree	Somewhat disagree	Strongly disagree	Don't know/refused
20. Bolton's police services are adequate.	01	02	03	04	05
21. Bolton's fire services are adequate.	01	02	03	04	05
22. Bolton's highway department does a good job.	01	02	03	04	05
23. There is adequate space in Town buildings for public meetings, staff meetings, senior services or social services & recreation.	01	02	03	04	05

Government...

24. Please think for a moment about your taxes in Bolton. Overall, would you say your property taxes are fair for the services provided by the Town?

- 01 Strongly Agree
- 02 Somewhat Agree
- 03 Somewhat Disagree
- 04 Strongly Disagree
- 05 Don't Know/Unsure

25. Think about the following statement - "I would be willing to pay slightly higher taxes now if it meant the ability for the town to _____." How might you complete that statement?

- 01 _____
- 02 I wouldn't complete that statement
- 03 Don't Know/Unsure

26. "The Town of Bolton provides the range of services needed in the community." Would you say you strongly agree, somewhat agree, somewhat disagree or strongly disagree with that statement?

- 01 Strongly Agree
- 02 Somewhat Agree
- 03 Somewhat Disagree
- 04 Strongly Disagree
- 05 Don't Know/Unsure

27. Overall, would you say the administration and enforcement of the Town's building and

development regulations is fair?

- 01 Yes
- 02 No
- 03 Don't Know/Unsure

28. Overall, do you find the administration and enforcement of the Town's building and development regulations is strong enough to preserve the Town's character and resources?

- 01 Yes
- 02 No
- 03 Don't Know/Unsure

OPEN SPACES & PROTECTING RESOURCES

One of the major areas the town is interested in learning your opinion about is the importance of protecting resources important to the community.

Please listen carefully to some of the statements I am about to read to you and please tell me if you strongly agree, somewhat agree, somewhat disagree or strongly disagree.

Community...	Strongly Agree	Somewhat agree	Somewhat disagree	Strongly disagree	Don't know/refused
29. Bolton should have more community events and activities to involve residents.	01	02	03	04	05
30. Bolton should strive to preserve more open space areas.	01	02	03	04	05
31. Bolton should strive to interconnect open spaces into continuous greenbelt areas with public trails.	01	02	03	04	05
32. I would be willing to pay a small amount each year on taxes which would be dedicated to purchasing open space.	01	02	03	04	05

MANAGING DEVELOPMENT & UPCOMING PROJECTS

Another major area the town is interested in learning your opinion about is the balancing of Town development with the current appeal and character of the Town as it stands.

Please listen carefully to some of the statements I am about to read to you and please tell me if you strongly agree, somewhat agree, somewhat disagree or strongly disagree.

Managing development...	Strongly Agree	Somewhat agree	Somewhat disagree	Strongly disagree	Don't know/refused
33. Bolton should look at ways to encourage more business development along Routes 44 & 6.	01	02	03	04	05
34. Bolton should look at ways to get more business development in areas other than Route 44 & 6.	01	02	03	04	05
35. The design of business buildings is an important consideration in any new development in Bolton.	01	02	03	04	05
36. Any improvements to the buildings in the Town Center where the Town Hall is should strive to maintain the historical character of the area.	01	02	03	04	05
37. As part of the Town Center, Bolton should consider utilizing town property for a lunch/café restaurant.	01	02	03	04	05

DEMOGRAPHICS

38. Please tell me which of the following age categories best applies to you. Would you say...

- 01 20 to 24
- 02 25 to 34
- 03 35 to 44
- 04 45 to 54
- 05 55 to 64
- 06 65 to 74
- 07 75 to 84
- 08 85 or over

39. Do you own or rent your current home in Bolton?

- 01 Own
- 02 Rent
- 03 Don't Know/Refused

40. How many children under the age of 18 do you have living in your home?

- 01 Children: _____
- 02 None
- 03 RF

41. Please indicate your current employment status? Would you say...

- 01 Working full-time
- 02 Working part-time
- 03 Student
- 04 Retired
- 05 Unemployed – looking for work
- 06 Unemployed – not looking for work
- 07 Unemployed – unable to work because of disability
- 08 Homemaker
- 09 DK/unsure/other

42. Finally, are there any other thoughts you would like to share with the Town of Bolton before we conclude today?

43. Respondent's Gender (from observation):

- 01 Male
- 02 Female