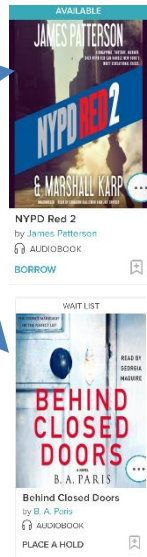


To find available titles:

Titles that are available to check out right away will be labeled “Available,” and will have the option to “Borrow.”



Titles that are not available to check out right now will be labeled “Wait List,” and will have the option to “Place a hold.”

To limit your search results to only available titles, tap in the search box and then tap “Advanced.” Under “Availability,” choose “Available now.”

## FAQs

Why borrow downloadable audiobooks from your library?

- Listen to popular titles on your device for free!
- Access your library’s digital branch anytime, anywhere.
- No late fees!

How long can I borrow an audiobook?

14 days. This can be extended to 21 days by changing the settings in your account.

Can I renew audiobooks?

Some audiobooks can be renewed if another user if the copy is not needed to fill a hold.

How many downloadable audiobooks can I check out at once?

You can check out a combination of up to 5 ebooks and downloadable audiobooks on one account.

Can I return audiobooks early?

Some titles can be returned early through the OverDrive app. To return, hold your finger on the book cover until a menu appear. Choose “Return to library” from the menu.

Where is my audiobook saved on my device?

Your audiobook will be saved to your bookshelf in the OverDrive app.

How many books can I place on hold?

You can place up to 10 holds at once.

What do I do when I receive notification that the book I have on hold is available?

If “Automatically borrow this title when it becomes available,” was checked off when you placed the hold, the item will be automatically checked out to you. Click on the link in the email and log into your account. The item will appear under “Checkouts” in your account. Click “Download” to transfer it to the app.

If “Automatically borrow this title when it becomes available,” was unchecked, log into your account and go to “Holds” after you receive the notification. You will be able to check out the book from here. You have 3 days from the time you receive the email to check out your book.

Get free downloadable  
**audiobooks** on your  
kindle fire



Look inside to see how!

## Bentley Memorial Library

206 Bolton Center Road  
Bolton, CT 06043  
860-646-7349

Bentley@biblio.org  
[town.boltonct.org/library](http://town.boltonct.org/library)

Brought to you by:



Powered by:

**OverDrive**

1. Install the app from the Play Store.

Search for “overdrive” in the Amazon App Store. Download and install the OverDrive app.

2. Authorize your device:


The first time you open the app, you will see the following message:

“Sign up for an OverDrive account to enjoy eBooks, audiobooks, movies and more from your library.”

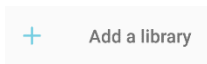
Tap “Sign up”

Either tap “Sign up with Facebook, or Enter your name, email address, and a password, and then “Sign up” to create your OverDrive account.

3. Choose your library:


Tap the menu button  in the top left corner of the screen.

Then tap “Add a Library.”



Enter your library’s name, your town’s name, or your postal code. Then tap “Search.”

When you find your library, tap on its name. Tap the star next to “Bibliomation Downloadable eMedia Catalog.” The star will turn blue. This will save Bibliomation’s OverDrive catalog to your library list so you will not have to search for your library the next time you use the app.



Tap anywhere to the right of the star to enter Bibliomation’s OverDrive catalog.

4. Sign in:



Tap “Sign In” to access your account.

Choose your library from the list. Then, type in your library card number.

5. Find an audiobook to check out:

You can search the collection by tapping in the “Search” box and entering a title, author, or keyword. You can also browse the collections by choosing a category from the menu in the top right corner of the screen.

6. Check out your audiobook:

Click “Borrow” to check the book out.

If all copies of the title are checked out to another user, you will see a “Place a Hold” button instead. Click here and enter your email address to be notified when the book is available to check out.



7. Download your audiobook:

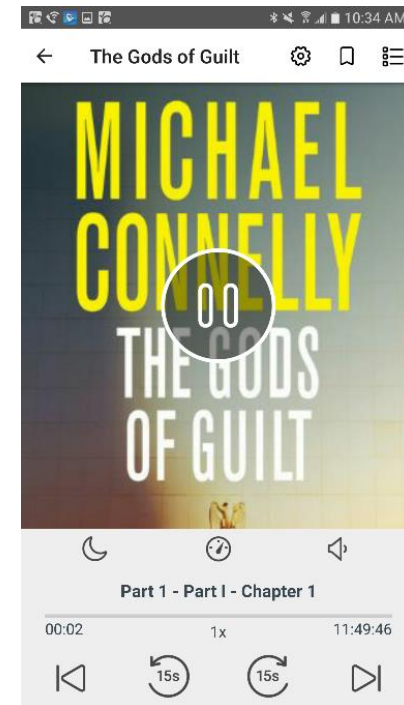
Once the book is checked out to you, it will appear under “Loans” in your account. Click “Add to App.”



All parts of the audiobook will download. This may take a few moments. The number of parts will vary based on the length of the book. Each part is about an hour in length.

Listening to an audiobook:

When at least the first part of the book has finished downloading, tap the cover to the book to begin listening.



The icons at the top of the player allow to you access audiobook settings, add a book mark, and access the table of contents. The controls above the play bar allow you to set a sleep timer.

I need more help! What do I do?

Choose “Help” from the menu on Bibliomation’s OverDrive site, or go to <http://help.overdrive.com>. To contact a Bibliomation staff member for help, go to <http://biblio.org/overdrive-support-submission-form/>.