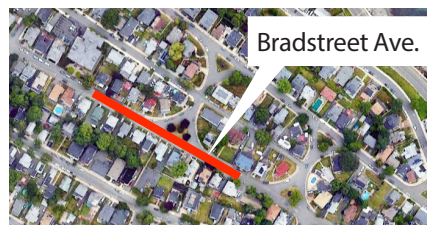
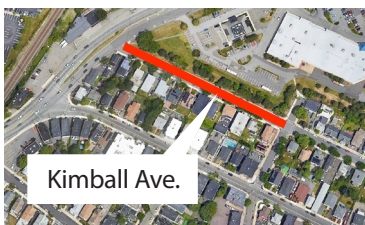




# The City of Revere Massachusetts Inflow Removal Project 10A



## Project Overview

### The City of Revere Inflow Removal Project 10A

The Engineering Department and Department of Public Works identified the need to improve sewer and storm water infrastructure in locations throughout the City of Revere (City) to aid in the overarching removal of “clean” water inflow into the City’s Sanitary Sewer System. The goal of this project is to redirect existing public and private inflow sources discharging into the sewer. These sources include but are not limited to sump pumps, roof drains, roof leaders, driveway drains and yard drains. These sources collect “clean” water and are in violation of The Clean Water Act when discharging to the sanitary sewer. Additionally, this project includes installation of new storm water infrastructure on several streets.

**Construction initiated August 2024**

### Benefits of Inflow Removal

Removing clean water inflow from the sanitary sewer systems has many benefits to the City, homeowners, and the environment, including:

- Reduced risk of wastewater backups into private residences
- Reduced risk of wastewater discharging to critically sensitive areas—such as wetlands
- Reduced wastewater treatment costs associated with unnecessary treatment of “clean” water



▲ Example of a drainage manhole that will be installed.

## Schedule

Year	Month	Phase
2023	JAN – DEC	Design
2024	JAN – APR	Design
	MAY – JUL	Construction Bidding
	AUG – OCT	Construction Begins August 2024
Winter Work Shutdown	NOV – DEC	
	JAN – APR	
2025	MAY – JUN	Final Paving (schedule to be determined)
	JULY	Project Complete July 2025

Excavation work will be suspended from November 2024 through April 2025 and final paving will be completed during the spring of 2025 in a consecutive 30-day period. Completion will be no later than June 30th.

## Questions?

**For questions related to this project, contact:**  
Nicholas Rystrom, PE, City Engineer  
781-286-8152


# Location of Project Work and Summary of Improvements (Example)



Map data Google ©2024



Example of catch basin and drain manhole layout



▲ Sump pump  
◀ Roof drain

## Inflow project 10A includes, but is not necessarily limited to:

- Installation of approximately:
  - 4,000 linear feet (LF) of new 12-inch PVC and ductile iron drain pipe
  - 34 new drain manholes
  - 30 new catch basins
- Redirection of 28 private property inflow sources such as roof drains, roof leaders and sump pumps

## New Drainage and Paving Details

Location	Drainage (LF)	Manholes	Catch Basins	Permanent Trench Paving	Full-width Mill & Overlay Paving
Bradstreet Avenue	215	1	3	✓	
Fernwood Avenue	420	2	2	✓	
Goodwin Avenue	215	3	3	✓	
Harrington Street	100	2	1	✓	
High Street	260	3	2	✓	
Kimball Avenue	615	3	2		✓
McClure Street	140	1	2	✓	
Park Avenue	345	4	2	✓	
Rand Street	70	0	1	✓	
Savage Street	160	2	2	✓	
Wadsworth Avenue	135	0	1	✓	
Whitin Avenue	400	3	1	✓	
Witherbee Avenue	450	3	1	✓	
Yeamans Street	160	3	1	✓	



*City of Revere*

**Patrick M. Keefe, Jr.**  
*Mayor*

**Christopher Ciaramella**  
*Superintendent of Public Works*

**Nicholas Rystrom, PE**  
*City Engineer*

**CDM Smith**  
cdmsmith.com

**Robert O. Button, Officer-in-Charge**

**John T. Doherty, PE, Project Director**

**Kara Rozycki, PE, Project Engineer**